

**FOR ADDITIONAL
INFORMATION ON
ISUZU'S FULL LINE OF
LOW CAB FORWARD
TRUCKS, PLEASE VISIT**

**WWW.ISUZUTRUCK.CA
OR CALL (866) 441-9638**



All photographs, illustrations, equipment and technical data in this brochure are based on the latest information available at the time of publication. Isuzu Commercial Truck of Canada, Inc. reserves the right to make changes at any time, without notice, in prices, colors, materials, equipment, specifications, and models and to discontinue models or equipment. Isuzu vehicles are assembled from component parts manufactured by Isuzu Motors Limited, its affiliated companies and by independent suppliers who manufacture such components to Isuzu's exacting standards for quality, performance and safety. Some vehicles are shown with optional equipment. Some equipment is dealer installed. Visit your authorized Isuzu dealer for warranty and other details. NPR and NPR-HD are trademarks of Isuzu Motors Limited. Truck bodies represented herein are products of Supreme Corporation, Morgan Corporation, Knapheide Manufacturing Company and Thermo King. Android Auto is a trademark of Google LLC. Apple Carplay is a registered trademark of Apple Inc. Mobileye is a trademark of Mobileye Vision Technologies LTD. Bluetooth is a registered trademark of Bluetooth SIG, Inc. SiriusXM is a trademark of Sirius XM Radio Inc. HD Radio is a registered trademark of iBiquity. Facebook is a registered trademark of Facebook, Inc. Instagram is a registered trademark of Instagram, LLC. Twitter is a registered trademark of Twitter, Inc. YouTube is a registered trademark of Google Inc. Neither Isuzu Commercial Truck of Canada, Inc. nor Isuzu Motors Limited are sponsored by or affiliated with these platforms. Copyright © 2021 Isuzu Commercial Truck of Canada, Inc.

**ISUZU
TRUCK**

CANADA 

CLASS 3 & 4



**ISUZU
TRUCK**

CANADA 

N-SERIES GAS

MORE THAN A CHASSIS

Harmony is what we strive for with our customers. The medium-duty truck market offers customers a number of options to choose from, but when they choose Isuzu, it means something more to us. We are *more than a chassis*, and we aim to show that to each of our customers.

Sure, Isuzu's legendary reliability is a testament to how well our trucks are built. They are put to the test every day, from the harsh environments of construction to the stop-n-go of home delivery. At every turn, we are there to support Isuzu truck owners with robust warranties, quality parts, and excellent maintenance at more than 35 authorized Isuzu dealerships and service facilities.



Isuzu has been the best-selling low cab forward truck in the combined U.S. and Canadian market every year since 1986.

That wouldn't be possible if our customers bought one Isuzu truck and then switched to another brand. But they don't--they come back, year after year, truck after truck. Years of performance and millions of kilometers of reliability have made Isuzu trucks a leader in the medium-duty segment.

We are *more than a chassis* to owner-operators and fleet managers that can attest to the great performance of Isuzu trucks and to our brand support. There isn't just one reason to choose Isuzu but many compelling reasons. Owning an Isuzu truck is just the beginning of a relationship -- we aim to prove that Isuzu trucks are *more than a chassis*.


**THE LEADER IN
LOW CAB FORWARD TRUCKS**



N-SERIES GAS

POWERING THE FUTURE OF MEDIUM-DUTY TRUCKS

The 6.6-liter V8 gasoline powertrain has been engineered to exceed future emission standards while generating **more power and torque** than previous gas engines. Engineers are often challenged with lofty goals, and that was definitely the case when creating this engine.

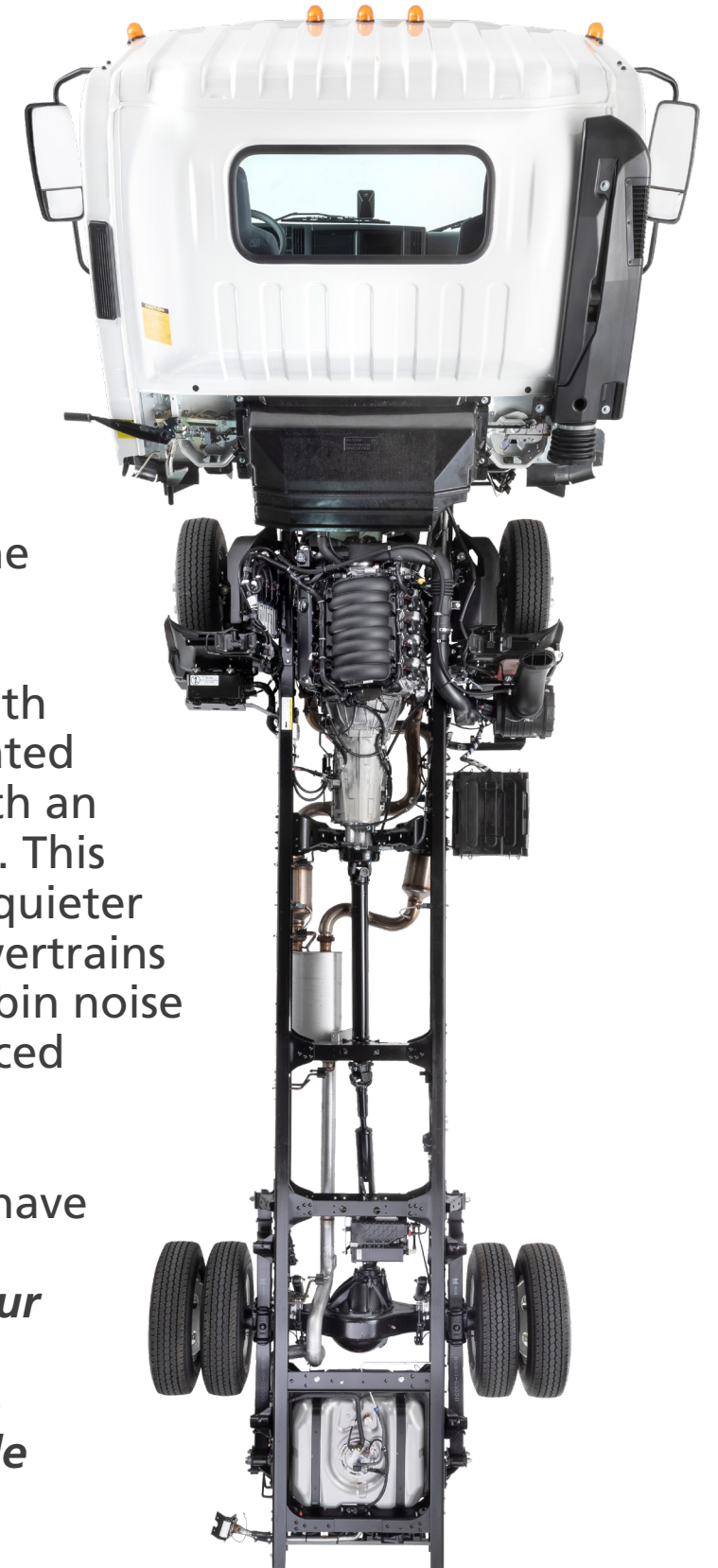


The rigorous driving demands of medium-duty trucks require a durable powertrain. Integral to this is a cast-iron block specifically designed for heavy-duty use with channels incorporated for jet-spray piston cooling to help the engine run cooler and **more efficiently**. Additionally, an aluminum head design incorporates direct injection, variable valve timing, and an air intake humidity sensor that manages the 6.6-liter

displacement. Because of these technologies, **this engine is a sipper and not a gulper**. Directing air and fuel with precision across eight cylinders for an optimum fuel burn is yet another benefit.

The engineered cooling and fuel delivery systems, coupled with a higher compression ratio, make this engine highly efficient and produce less emissions. It also provides an impressive 350 horsepower and 425-lb.-ft. of torque; the broader torque band gives the driver plenty of power and great response even with full loads. All of this generated at under 4500 rpms and with an impressive, quiet operation. This engine runs smoother and quieter than previous gasoline powertrains in Isuzu trucks, lowering cabin noise and vibration for an enhanced driving experience.

Once again, the engineers have exceeded their lofty goals. They have done **more for our environment** by lowering greenhouse gases and have given drivers a **more capable and powerful** Isuzu truck.



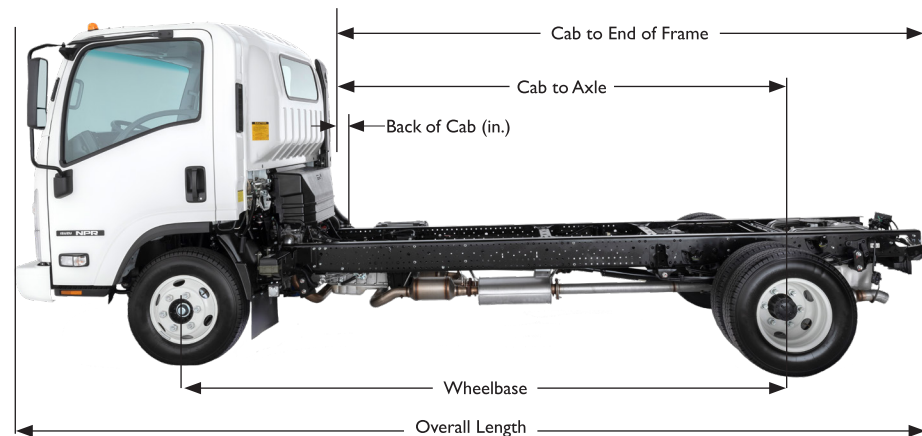
LESS IS MORE. MORE IS BEST.

The Isuzu low cab forward (LCF) design is known for providing outstanding visibility and maneuverability. These two advantages alone make Isuzu trucks easier and safer to drive. Our multiple wheelbases give N-Series truck customers a choice of body sizes up to 20 feet in length -- giving you **more choices, more driver benefits, and less hassle** when navigating the road ahead. **Less is more and more is best.**

EFFICIENT OVERALL LENGTH

Conventional cabs have to be longer in order to accommodate a forward-mounted engine. In contrast, Isuzu LCF cabs are positioned above the engine with **less forward mass**. This efficient design gives LCF owners **more Cab to Axle (CA) space** compared to conventional cabs with equivalent wheelbases, allowing:

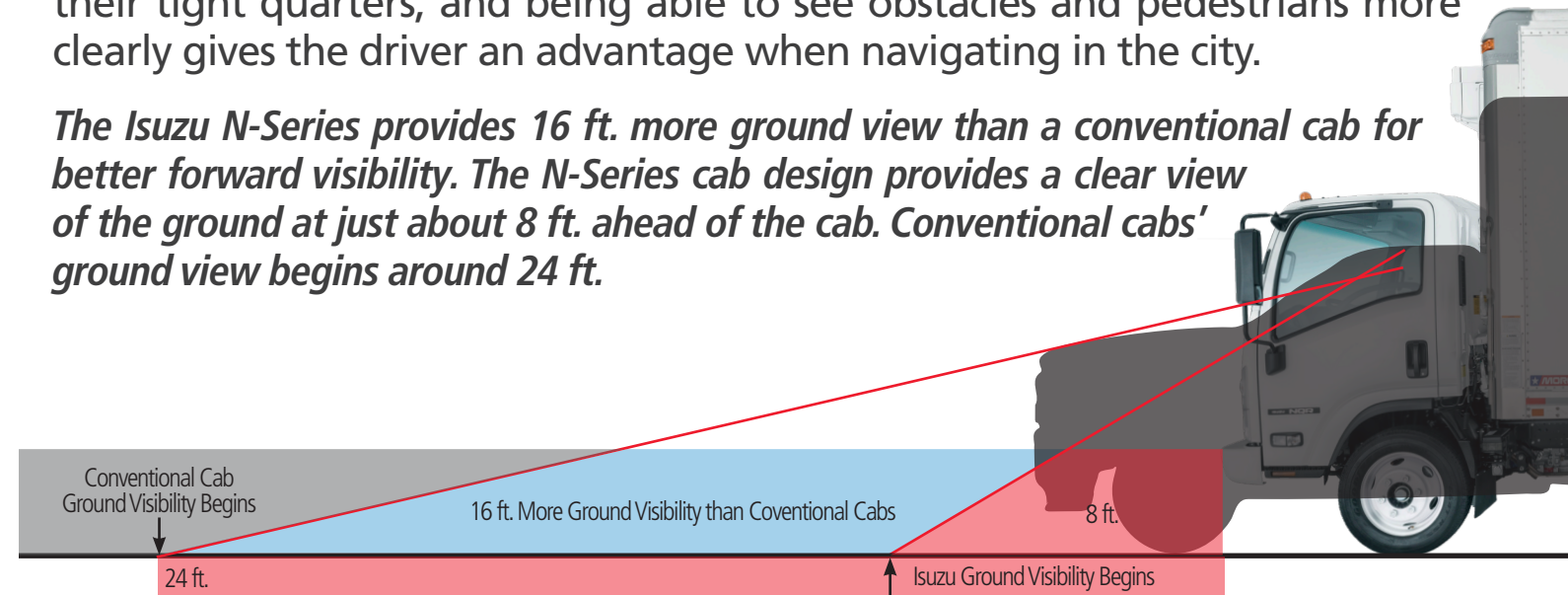
- Up to 4-ft. longer bodies to accommodate **more cargo**
- Body sizes from 10 to 20 ft. in length. This versatility gives you **more choices** when upfitting your next N-Series truck
- **More maneuverability.** When equal body sizes are mounted on a conventional cab truck and a low cab forward truck, the low cab forward truck has a shorter overall vehicle length providing **more maneuverability** with equal cargo loads



INCREASED FORWARD VISIBILITY

Less forward mass gives the driver and passengers **more visibility** compared to traditional cabs. This not only helps to make driving an Isuzu truck easier, but also helps to enhance safety for the driver. Urban areas are known for their tight quarters, and being able to see obstacles and pedestrians more clearly gives the driver an advantage when navigating in the city.

The Isuzu N-Series provides 16 ft. more ground view than a conventional cab for better forward visibility. The N-Series cab design provides a clear view of the ground at just about 8 ft. ahead of the cab. Conventional cabs' ground view begins around 24 ft.

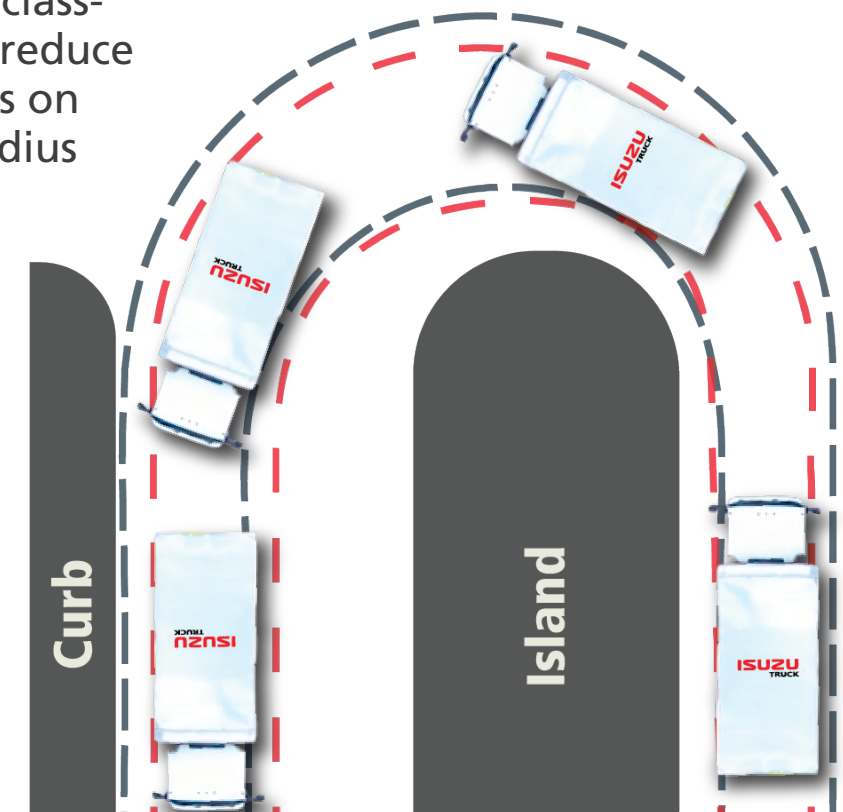


3-POINTERS ARE GOOD FOR BASKETBALL, NOT SO MUCH IN TRUCKING

Fewer three-point turns save time, and time is money. **More time, more money.** Isuzu trucks have class-leading turning radii which reduce the amount of three-point turns on any given route. The turning radius also helps the driver when parking and backing into tight spaces with exceptional maneuverability.

The Isuzu N-Series best-in-class turning radius is achieved with the LCF cab design and the inner wheel cut (49.5° - 16" tires, 46.5° - 19.5" tires).

- Isuzu N-Series Turning Radius
- Turning Radius of Conventional Cab



DIMENSIONS & CAPACITIES



STANDARD CAB

Wheelbase (in.)	NPR		NPR-HD	
	Curb Weight (lbs.)	Body Payload (lbs.)	Curb Weight (lbs.)	Body Payload (lbs.)
109.0	5,204	6,796	5,559	8,941
132.5	5,297	6,703	5,651	8,849
150.0	5,341	6,659	5,696	8,804
176.0	5,400	6,600	5,756	8,744

CREW CAB

150.0	5,905	6,095	6,210	8,290
176.0	5,967	6,033	6,271	8,229

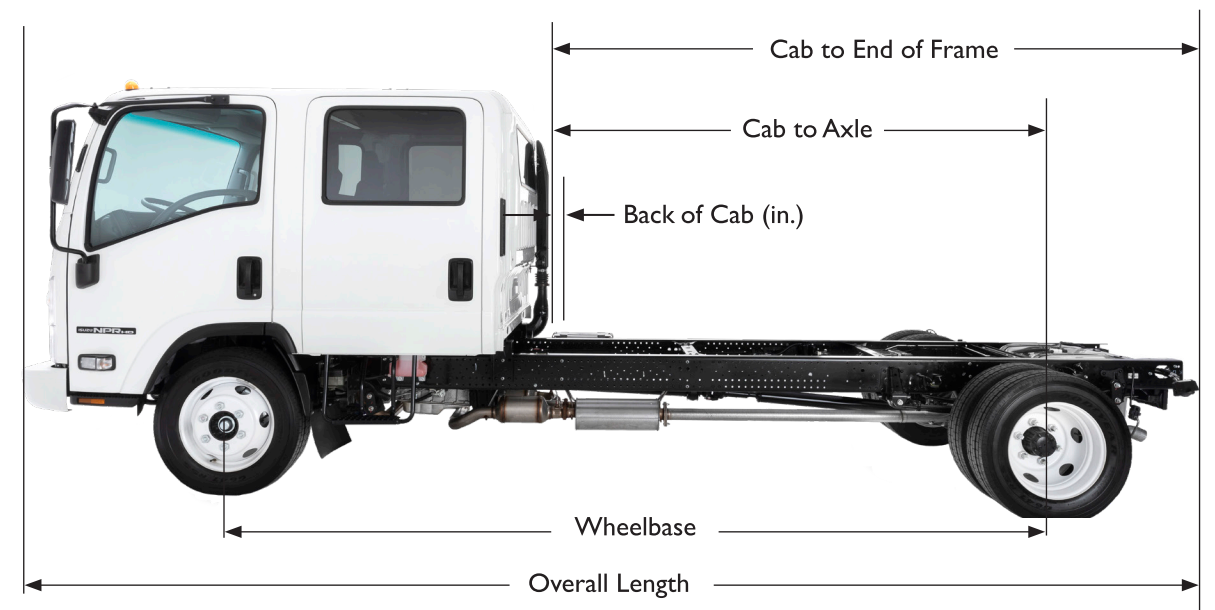
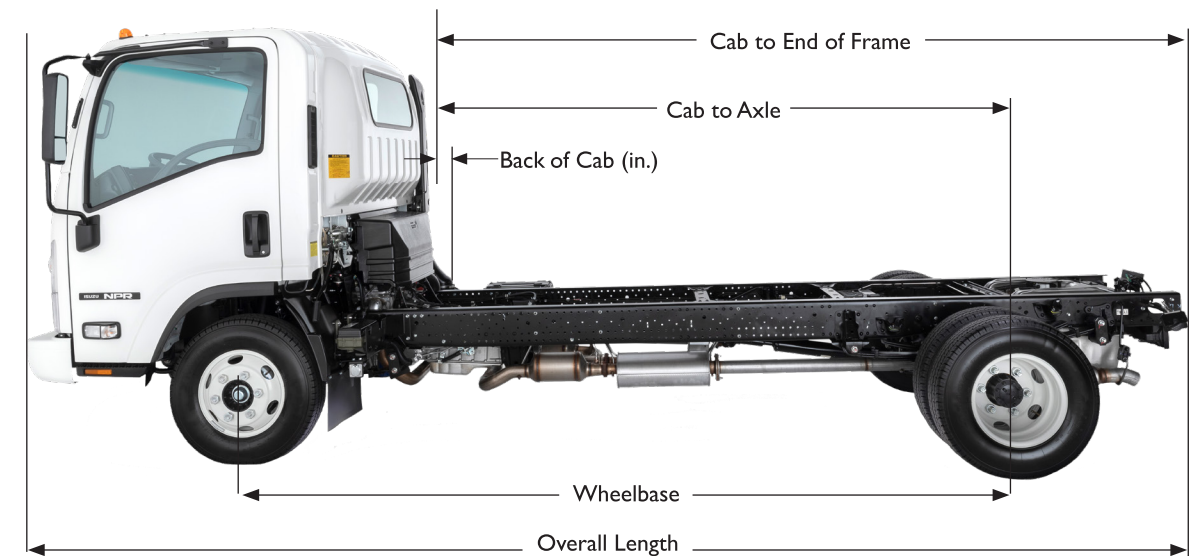
2021 ISUZU N-SERIES GAS


STANDARD CAB

Wheelbase (in.)	Cab to Axle (in.)	Cab to End of Frame (in.)	Back of Cab (in.)	Overall Length (in.)	Body Length (ft.)
109.0	86.5	129.6	7.7	200.5	10-12
132.5	110.0	153.1	7.7	224.0	14
150.0	127.5	170.6	7.7	241.5	16-18
176.0	153.5	196.6	7.7	267.5	18-20

CREW CAB

150.0	88.5	131.6	5.0	241.5	12
176.0	114.5	157.6	5.0	267.5	16





18,000 lbs. GCWR
TRUCK WEIGHT & TRAILER WEIGHT

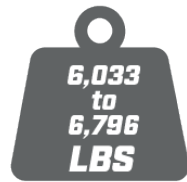
NPR | 12,000 LBS. GVWR
CLASS 3



38.6 GAL IN-FRAME
FUEL TANK




6-SPEED
AUTOMATIC TRANSMISSION



6,033
to
6,796
LBS
BODY PAYLOAD



6.6L GMPT L8T (GEN V)
8-CYLINDER ENGINE




215/85R-16E (10-pr)
TIRES

BRAKES
VACUUM/HYDRAULIC
W/4-CHANNEL ABS

Front Disc
11.5-in.

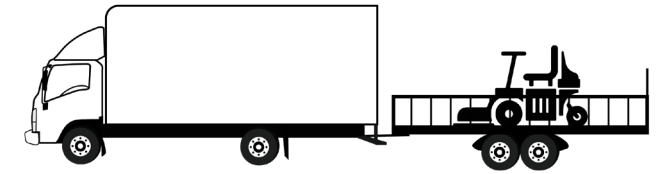
Rear Drum
12.6-in.



STANDARD CAB / **CREW CAB**
SEATING FOR UP TO 3 / SEATING FOR UP TO 7

NPR-HD

14,500 LBS. GVWR
CLASS 4



20,500 lbs. GCWR
TRUCK WEIGHT & TRAILER WEIGHT



38.6 GAL IN-FRAME
FUEL TANK




6-SPEED
AUTOMATIC TRANSMISSION



8,229
to
8,941
LBS

BODY PAYLOAD




225/70R-19.5F/G (12/14-pr)
TIRES

BRAKES
VACUUM/HYDRAULIC
W/4-CHANNEL ABS

Front Disc
14.3-in.

Rear Drum
12.6-in.



6.6L GMPT L8T (GEN V)
8-CYLINDER ENGINE

STANDARD CAB / **CREW CAB**
SEATING FOR UP TO 3 / SEATING FOR UP TO 7

ACCESSORIES



KEYLESS ENTRY

Conveniently locks and unlocks all cab doors at the push of a button. Two transmitters included.



TOUCHSCREEN AUDIO SYSTEM

The Alpine iLX-207 is equipped with a convenient touchscreen display and provides 200 watts of sound. This versatile system works with Apple CarPlay® and Android Auto™ which give you access to a number of smartphone apps including navigation. It is also equipped with built-in Bluetooth®, SiriusXM connectivity (antennae and subscription required), an HDMI input, an HD Radio™ tuner and more. A USB port and AUX input are also included.

A backup camera is also available with the system. When ordering the audio system, select this upgrade to enhance your driving experience and safety. The camera is reverse-linked and projects an image with guidelines on the display.



HIGH-VISIBILITY RED SEATBELTS

Red seatbelts provide quick visual verification that seat belts are being worn to conform with safety regulations (driver and passenger seats only).



BACK-UP ALARM

Alarm sounds when the vehicle is placed in reverse. Audible warning alerts any nearby people that the vehicle is backing up.

Other Optional Equipment:

- Spare Keys (2 additional keys)
- 102-in. Side Mirror Bracket
- Front Fascia Protector
- Speed Limiting to 65 mph



POWER / HEATED MIRRORS

Heated flat and convex mirrors with or without dual remote controls. Heated flat and convex mirrors prevent fogging and ice collection with a quick push of a cab switch. For added convenience, available remote controls allow the driver to quickly adjust the angle of the flat or convex mirror.



AIR DEFLECTOR

To help maximize fuel efficiency, the custom-designed Isuzu air deflector directs air over the top and around the sides of body to reduce drag.



CHROME GRILLE

Chrome-accented grille enhances styling.



MOBILEYE®

This passive safety system provides alerts and warnings for enhanced safety. The system incorporates Forward Collision Warning, Pedestrian Collision Warning, Lane Departure Warning and Headway Monitoring and Warning.



SEAT COVERS

Designed and tailored for a custom fit, these seat covers help reduce seat wear and tear to protect your investment while enhancing the look and feel of the cabin. Available on standard and crew cab models.



SUSPENSION SEAT

Designed to increase driver comfort and help reduce fatigue, the suspension seat dampens the impact of rough road surfaces and can be adjusted for personalized settings. Not available on crew cab.



RELIABLE. PREDICTABLE. TRUSTWORTHY.

STANDARD WARRANTY

	Warranty Limitations (Time or Mileage, Whichever Comes First)	
	Time in Years	Vehicle Kilometers
Basic	3	60,000
Engine	5	120,000
Transmission Drive Axle Drive Shaft Front Axle I Beam	5	120,000
Frame Rails	3 5*	60,000 Unlimited*
Engine Emissions Control System - Federal	5	80,000
Tires	2	38,400
Corrosion (Rust Through)	4	Unlimited

*After 3 years or 60,000 kilometers, coverage is 50% labor and parts for up to 5 years. See your authorized Isuzu dealer for warranty details.

QUALITY PROGRAMS

What do Isuzu trucks have that others don't? It's not just multiple wheelbases, chrome grilles and the latest bells and whistles. It's more than that. The best low cab forward truck is backed by our unrivaled product and customer support, a best-in-class warranty, and a low cost of ownership. It's the intangibles and so much more. Our customers' loyalty is due to our quality product and the support we back it with.



Your truck's maintenance is vital to keeping it on the road and performing its best. That is why every new Isuzu gas truck comes with a complimentary oil coverage plan. It is more than just an oil and filter change every 12,000 kilometers. This maintenance plan covers lubricating the chassis and checking your tire pressure. This plan covers your truck for two years or 48,000 kilometers, whichever comes first.



Preventive maintenance increases your operating efficiency and maximizes your fuel economy. This comprehensive program protects you against increasing labor and parts costs for three to six years. PSMP also guarantees you "Priority" treatment during your service visits and when roadside assistance is needed. And, any unused portion of your PSMP can be rolled into your next purchase, transferred to the next owner, or refunded to you.



Protecting your investment beyond the standard warranty assures you a high level of protection against costly repairs. This optional limited warranty also extends Roadside Assistance for the duration of the warranty. Warranty coverages are determined by the mileage of the vehicle and the number of years from the delivery date. See your authorized Isuzu dealer for warranty details.



Call 866.441.9659 – 24/7/365 – It is as simple as that when you're in need. Roadside Assistance is standard for the first three years (unlimited miles) on Isuzu gas trucks. It covers tows, jump starts, lock outs, and fueling (owner is responsible for cost of fuel).



Specifically-designed replacement parts developed for Isuzu trucks are approved for all warranty repairs and carry a one-year unlimited mile warranty. See your Isuzu dealer for warranty details.



Isuzu FleetValue Parts are designed to provide a low cost of ownership, safe operation of your truck, and superior quality. We ensure that FleetValue Parts meet OEM standards and back them with a one-year unlimited mile warranty. See your Isuzu dealer for warranty details.