

**FOR ADDITIONAL  
INFORMATION ON ISUZU'S  
FULL LINE OF LOW CAB  
FORWARD TRUCKS  
PLEASE VISIT**

**WWW.ISUZUTRUCK.CA  
OR CALL (866) 441-9638**



**SCAN TO ACCESS A DIGITAL  
COPY OF THE 2024 N-SERIES  
GAS BROCHURE**

**ISUZU**

All photographs, illustrations, equipment, and technical data in this brochure are based on the latest information available at the time of publication. Isuzu Commercial Truck of Canada, Inc. reserves the right to make changes at any time, without notice, in prices, colors, materials, equipment, specifications, and models, and to discontinue models or equipment. Isuzu vehicles are assembled from component parts manufactured by Isuzu Motors Limited, its affiliated companies, and by independent suppliers who manufacture such components to Isuzu's exacting standards for quality, performance, and safety. Some vehicles are shown with optional equipment. Some equipment is dealer installed. Visit your authorized Isuzu dealer for warranty and other details. Android Auto is a trademark of Google LLC. Apple Carplay is a registered trademark of Apple Inc. Mobileye is a trademark of Mobileye Vision Technologies LTD. Bluetooth is a registered trademark of Bluetooth SIG, Inc. SiriusXM is a trademark of Sirius XM Radio Inc. HD Radio is a registered trademark of iBiquity. Facebook is a registered trademark of Facebook, Inc. Instagram is a registered trademark of Instagram, LLC. Twitter is a registered trademark of Twitter, Inc. YouTube is a registered trademark of Google Inc. Neither Isuzu Commercial Truck of Canada, Inc. nor Isuzu Motors Limited are sponsored by or affiliated with these platforms. Copyright © 2023 Isuzu Commercial Truck of Canada, Inc.

**2024 ISUZU N-SERIES GAS**



**ISUZU**

# THE TRUCKS YOU TRUST FOR THE WORK YOU DO



Today, more than ever, you need a truck that's dependable and durable ... efficient and capable ... designed for minimal downtime and maximum productivity ... a truck you can rely on to get the job done.

Whether you manage a large fleet or are a single owner-operator, a 2024 Isuzu N-Series gas truck is your best choice for your next truck. Here's why.

**A Wide Range of Choices:** What will it be? Standard Cab or Crew Cab ... wheelbases from 109 to 176 inches ... GVWRs from 12,000 to 19,500 pounds? Perhaps one of our brand-new Class 5 NQR or NRR gas-powered models? The choice is yours.

**Durability:** Every Isuzu N-Series gas engine has a design life of 320,000 kilometers.

**Productivity:** The low-cab-forward design of Isuzu trucks provides more cargo space within a given overall length plus best-in-class maneuverability. That means drivers can reach tighter places in less time. And the Isuzu Hexapod cab maximizes interior space and optimizes comfort.

**Low Cost of Ownership:** Isuzu's available Priority Service Maintenance Program allows you to pay in advance for your maintenance needs—allowing you to budget your transportation costs up front while keeping your truck in top condition

**Peace of Mind:** Isuzu trucks are backed with warranties that demonstrate our belief in our product, and our extended warranties can help you protect your investment for up to five years or 240,000 kilometers, depending on model.

Isuzu has been the best-selling low-cab-forward truck in the combined US and Canadian markets. We invite you to find out for yourself what has inspired such loyalty—and why Isuzu trucks will be the trucks you trust for the work you do.

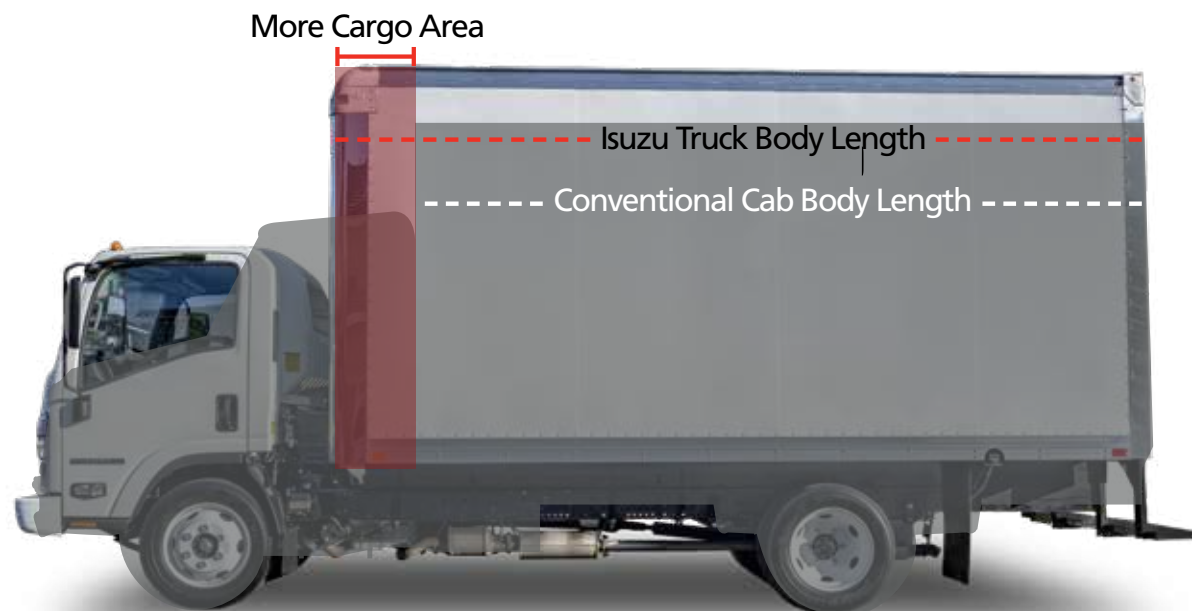
# LOW CAB FORWARD ADVANTAGES

The Isuzu LCF design has become legendary for providing outstanding visibility and maneuverability. These two advantages alone make Isuzu trucks easier and safer to drive. Add in our multiple wheelbases that give you a choice of body sizes up to 20 feet in length and you have more choices, more driver benefits, and less hassle when navigating the road ahead.

## EFFICIENT OVERALL LENGTH

Conventional cabs have to be longer in order to accommodate their forward-mounted engines. In contrast, Isuzu cabs are positioned above the engine. This efficient design gives LCF owners more cab-to-axle (CA) space compared to conventional cabs with equivalent wheelbases, allowing gas trucks with:

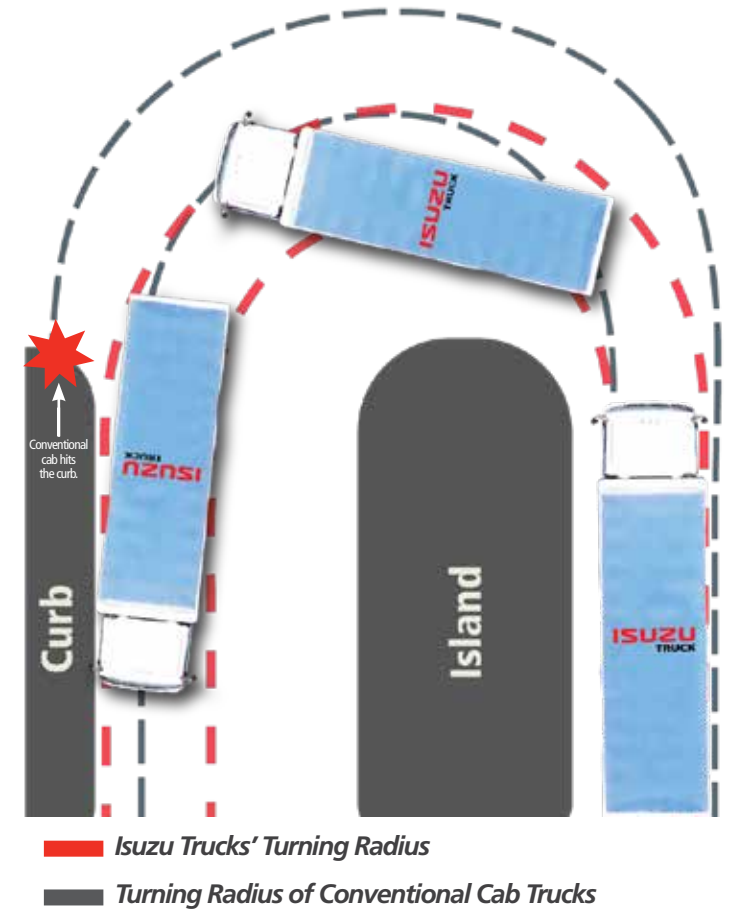
- Bodies up to four feet longer on the same wheelbase to accommodate more cargo.
- Body sizes up to 20 feet in length. This versatility gives you more choices when upfitting your next work truck.
- More maneuverability. When equal body sizes are mounted on a conventional cab truck and a low cab forward truck, the LCF truck has a shorter overall vehicle length providing more maneuverability even with the equal cargo loads.



## GREATER PRODUCTIVITY

Fewer three-point turns save time, and time is money. Isuzu trucks have class-leading turning radii which reduce the amount of three-point turns on any given route. This allows drivers to get in and out of more places more quickly, so they can get more done in a day.

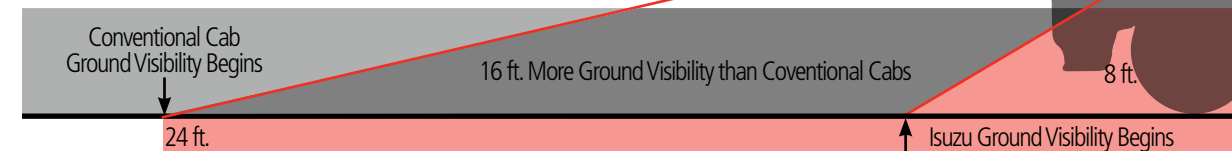
Isuzu trucks' best-in-class turning radius is achieved with the LCF cab design and the inner wheel cut angle.



## INCREASED FORWARD VISIBILITY

No forward engine compartment means the driver and passengers have more visibility compared to conventional cabs. This not only helps to make driving an Isuzu truck easier, but also helps to enhance safety for the driver. Urban areas are known for their tight quarters and being able to see obstacles and pedestrians more clearly gives the driver an advantage when navigating in the city.

*Isuzu trucks provide 16 feet more ground view than a conventional cab for better forward visibility. The LCF design provides a clear view of the ground at just about 8 feet ahead of the cab. Conventional cabs' ground view begins around 24 feet ahead of the cab.*





# THE INSIDE STORY

Isuzu trucks sport gray-and-blue-pattern tricot fabric seats that reduce the appearance of stains and scuffs. Because of its unique weave, tricot fabric is sturdy yet soft, will hold its shape for years, and shows little in the way of wear and tear, even with punishing daily use.

The seats play together nicely with the gray interior trim—darker at the bottom, lighter up above to give the famous Isuzu Hexapod cab a fresh, spacious feel.



# N-SERIES GAS

## HEAD OF THE CLASS(ES).

Do you need the convenience of a gasoline engine together with the capability of a Class 5 truck? Look no further. For 2024, Isuzu introduces the gas-powered, Class 5 NQR and NRR trucks.


**Class 5 NQR and NRR:** The NQR (17,950-lbs. GVWR) and its even more robust big brother, the NRR (19,500-lbs. GVWR), are available in both Standard Cab (132.5- to 176-inch wheelbases) and Crew Cab (150- or 176-inch wheelbases) models.

In all of these configurations, moving the power from the engine to the wheels is the job of the standard Allison 1000 6-speed automatic transmission. This transmission is part of Allison's Rugged Duty Series™—perfect for the demands of a Class 5 truck.

But the Class 5 NQR and NRR gas models are just part of the gasoline-powered Isuzu N-Series story for 2024.

**Class 3 NPR and Class 4 NPR-HD:** If you're looking for a truck with a gasoline engine but don't need the heavy hauling ability of our new Class 5 models, consider the Class 3 NPR (12,000-lb. GVWR) and the Class 4 NPR-HD (14,500-lb. GVWR). Both offer:

- Standard and Crew Cab models
- Four wheelbases for Standard Cab models (109 to 176 inches) to accommodate bodies from 10 to 20 feet in length
- Two wheelbases for Crew Cab models (150 and 176 inches) for 12- to 16-foot bodies
- The proven Hydra-Matic 6L90 six-speed automatic transmission



## THE 6.6-LITER ENGINE THAT COULD

All of Isuzu's N-Series gas trucks are powered by a 6.6-liter V8 that has been engineered to give you the best of all worlds:

- **Clean:** Meets published Federal emission standards through the 2026 model year
- **Powerful:** Generates an impressive 350 horsepower and 425 lbs.-ft. of torque for great throttle response even with full loads
- **Durable:** Cast-iron block specifically designed for heavy-duty use
- **Efficient:** Aluminum head design incorporates direct injection, variable valve timing, and an air intake humidity sensor, making this powerplant a fuel sipper, not a fuel gulper

The first gasoline-powered N-Series trucks were introduced in 1994. The last 30 years have been a time of continuous improvement, leading to the 2024 N-Series gas trucks: our best ever.

# N-SERIES GAS HIGHLIGHTS

## SPACIOUS CAB

Isuzu N-Series gas trucks offer two cab choices, seating for three or seven. Both cabs are built with the driver and passenger in mind. The most notable feature of the cab is the forward visibility. The large windshield and low-cab-forward design give drivers approximately 16 more feet of visibility in front of the cab compared to a conventional-cab truck. Vertical A-pillars located at the front corners of the cab provide an expanded peripheral view.




## INTERIOR

The interior is enhanced with a two-tone gray interior trim, and the seats are covered with a gray and blue cross-pattern tricot fabric that improves the look and feel while being durable for the daily grind.



Shown with optional high-visibility seat belts.



## 6.6L V8 GAS ENGINE

All gas-powered N-Series trucks are equipped with an advanced 6.6-liter V8 gasoline engine. The engine produces:

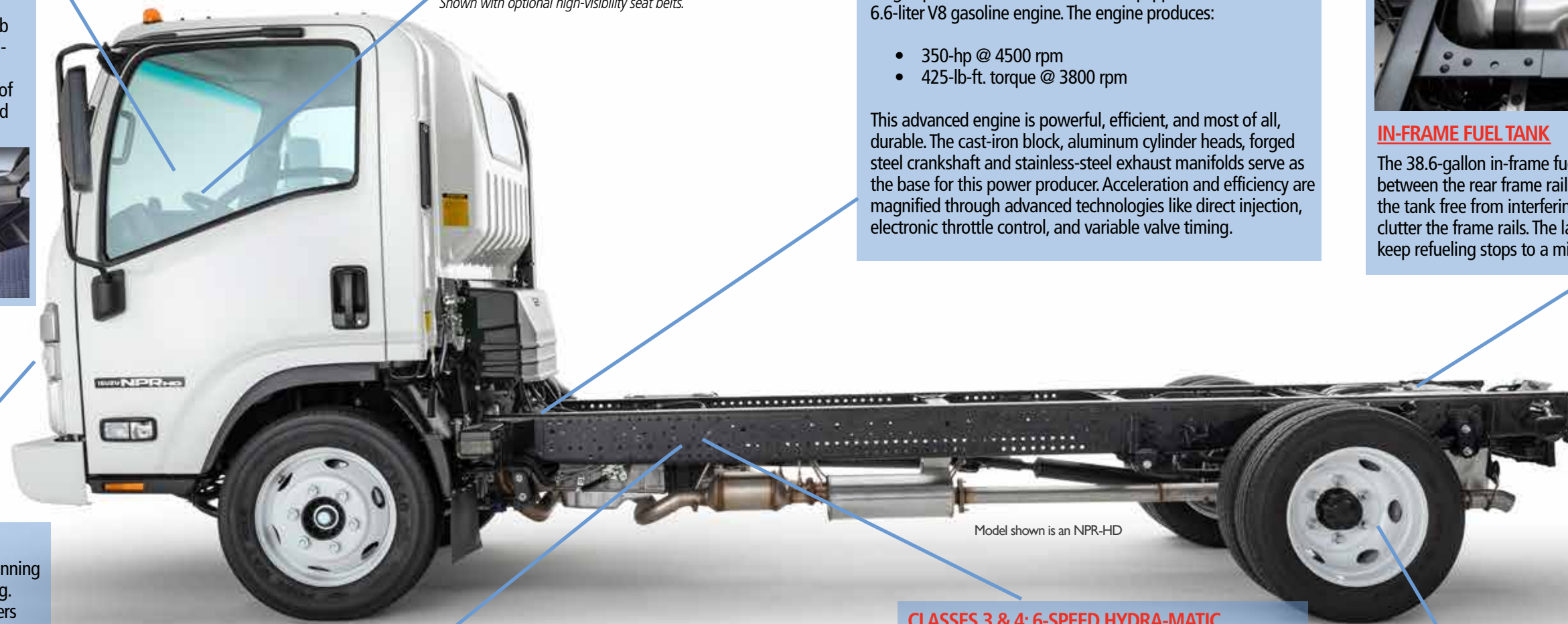
- 350-hp @ 4500 rpm
- 425-lb-ft. torque @ 3800 rpm

This advanced engine is powerful, efficient, and most of all, durable. The cast-iron block, aluminum cylinder heads, forged steel crankshaft and stainless-steel exhaust manifolds serve as the base for this power producer. Acceleration and efficiency are magnified through advanced technologies like direct injection, electronic throttle control, and variable valve timing.



## IN-FRAME FUEL TANK

The 38.6-gallon in-frame fuel tank is conveniently placed between the rear frame rails. This rearward position keeps the tank free from interfering with body mounts and doesn't clutter the frame rails. The larger tank also increases range to keep refueling stops to a minimum.



Model shown is an NPR-HD

## LED LIGHTS

LED headlamps and daytime running lights improve safety and styling. With brighter illumination, drivers have better visibility in nighttime conditions and their trucks are more easily visible to pedestrians and oncoming traffic.



## CLASS 5: ALLISON 1000 RDS TRANSMISSION

Every gas-powered Isuzu NQR and NRR is equipped with an Allison 1000 RDS six-speed double-overdrive transmission. That "RDS" stands for "Rugged Duty Series™"—and that tells you everything you need to know about this gearbox. It's built to handle whatever Class 5 task you demand of it.



## CLASSES 3 & 4: 6-SPEED HYDRA-MATIC TRANSMISSION

The gas-powered NPR and NPR-HD are equipped with a 6-speed automatic transmission. This Hydra-Matic transmission includes a lock-up torque converter and two overdrive gears. The transmission is programmed for optimal acceleration and efficiency.

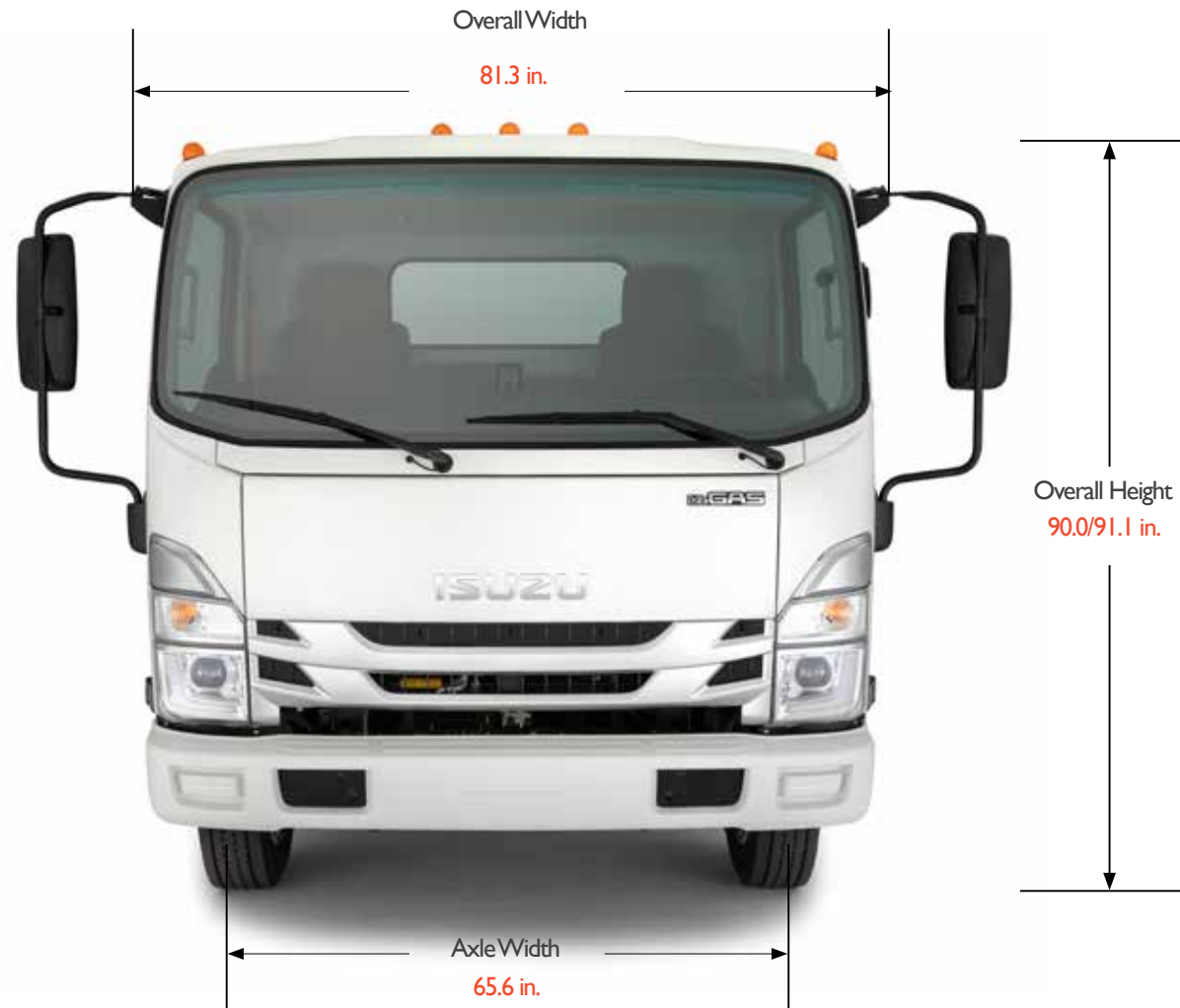


## BRAKES

A four-wheel-disc braking system enhances braking performance while improving pedal feel. This braking system utilizes a vacuum + power assist and an anti-lock braking system (ABS).



# DIMENSIONS & CAPACITIES



# 2024 ISUZU N-SERIES GAS

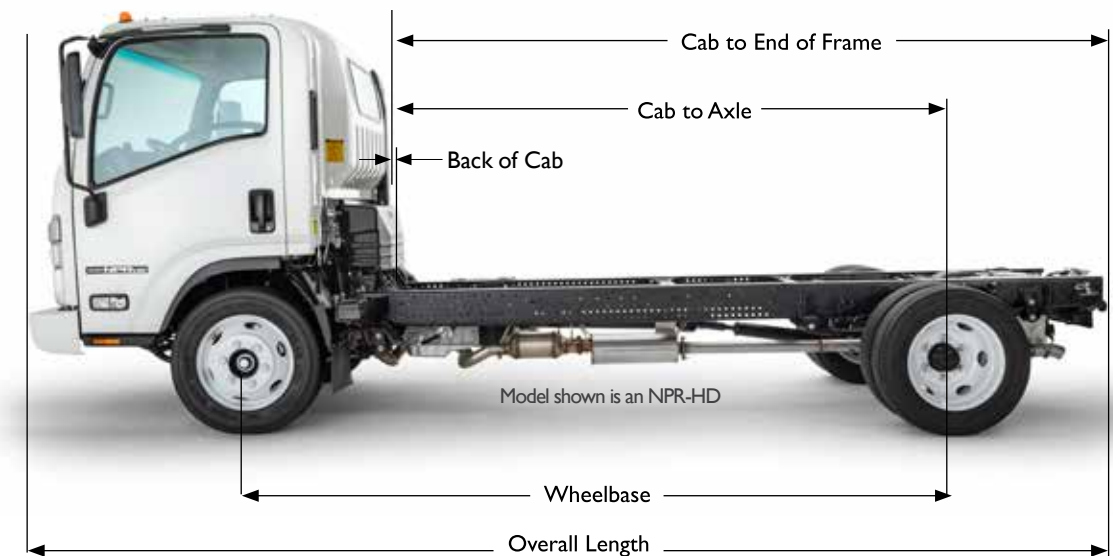
## STANDARD CAB

Wheelbase (in.)	Cab to Axle (in.)	Cab to End of Frame (in.)	Back of Cab (in.)	Overall Length (in.)	Body Length (ft.)
109.0†	86.5	129.6	7.7	200.5	10-12
132.5	110.0	153.1	7.7	224.0	12-14
150.0	127.5	170.6	7.7	241.5	16-18
176.0	153.5	196.6	7.7	267.5	18-20

## CREW CAB

150.0	88.5	131.6	5.0	241.5	12
176.0	114.5	157.6	5.0	267.5	16

† NPR, NPR-HD only

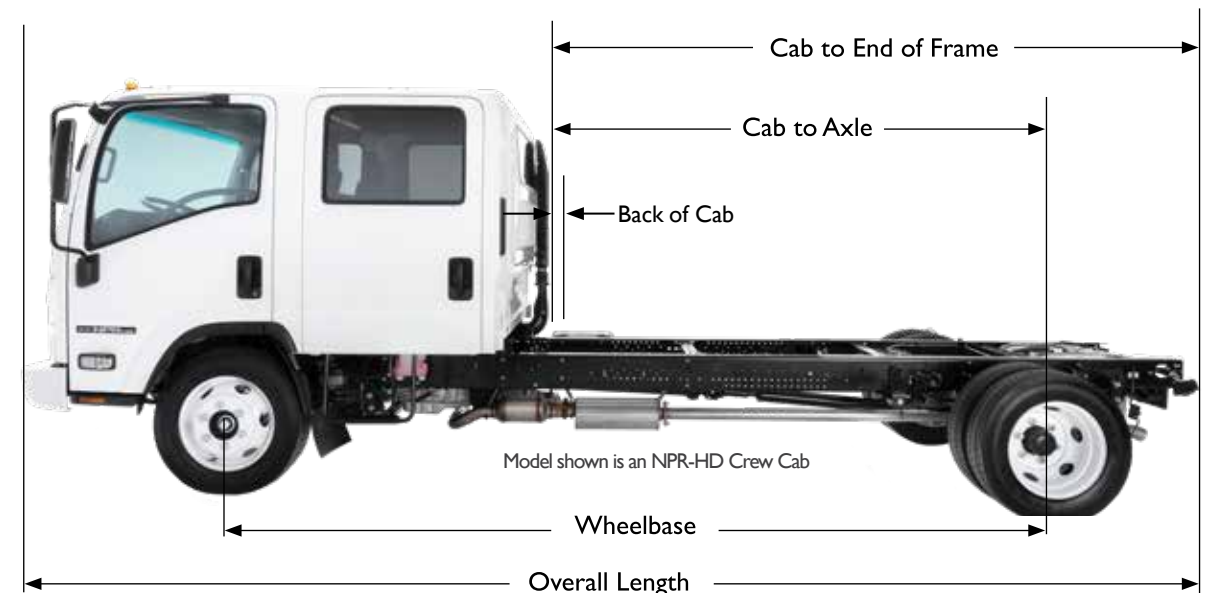


## STANDARD CAB

Wheelbase (in.)	NPR		NPR-HD		NQR		NRR	
	Curb Weight (lbs.)	Body Payload (lbs.)	Curb Weight (lbs.)	Body Payload (lbs.)	Curb Weight (lbs.)	Body Payload (lbs.)	Curb Weight (lbs.)	Body Payload (lbs.)
109.0	5,193	6,807	5,553	8,947	N/A	N/A	N/A	N/A
132.5	5,293	6,707	5,633	8,867	5,886	12,064	5,889	13,611
150.0	5,323	6,677	5,673	8,827	5,929	12,021	5,932	13,568
176.0	5,373	6,627	5,713	8,787	5,983	11,967	5,986	13,514

## CREW CAB

150.0	5,873	6,127	6,223	8,277	6,479	11,471	6,482	13,018
176.0	5,923	6,077	6,263	8,237	6,543	11,407	6,546	12,954





# NPR

12,000 LBS. GVWR  
CLASS 3




18,000 lbs. GCWR  
TRUCK WEIGHT & TRAILER WEIGHT



6,077  
to  
6,807  
LBS.

BODY PAYLOAD



6-SPEED AUTOMATIC  
TRANSMISSION



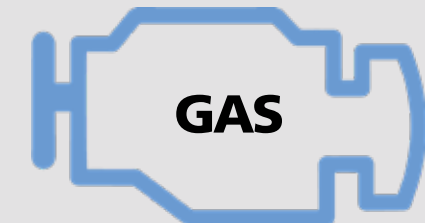

215/85R-16E (10-pr)  
TIRES



38.6-GAL. IN-FRAME FUEL TANK

BRAKES  
VACUUM/HYDRAULIC  
WITH 4-CHANNEL ABS

Front Disc 11.5 in.	Rear Disc 11.5 in.
------------------------	-----------------------



6.6L GMPT L8T (GEN V) 8-CYLINDER ENGINE  
350 HP @ 4,500 RPM  
425 LB-FT @ 3,800 RPM

**STANDARD CAB**

SEATING FOR UP TO 3

**CREW CAB**

SEATING FOR UP TO 7

# NPR-HD


14,500 LBS. GVWR  
CLASS 4



20,500 lbs. GCWR  
TRUCK WEIGHT & TRAILER WEIGHT



8,237  
to  
8,947  
LBS.  
BODY PAYLOAD



6-SPEED AUTOMATIC  
TRANSMISSION

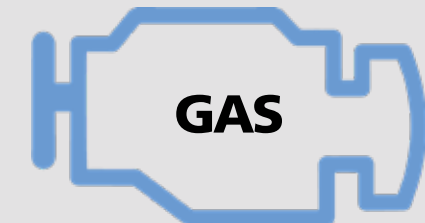




225/70R19.5G (14-pr)  
TIRES



38.6-GAL. IN-FRAME FUEL TANK

BRAKES  
VACUUM/HYDRAULIC  
WITH 4-CHANNEL ABS  
Front Disc 14.3 in. Rear Disc 13.7 in.



6.6L GMPT L8T (GEN V) 8-CYLINDER ENGINE  
350 HP @ 4,500 RPM  
425 LB-FT @ 3,800 RPM

**STANDARD CAB**

SEATING FOR UP TO 3

**CREW CAB**

SEATING FOR UP TO 7

# NQR

17,950 LBS. GVWR  
CLASS 5




23,950 lbs. GCWR  
TRUCK WEIGHT & TRAILER WEIGHT



11,407  
to  
12,064  
LBS.

BODY PAYLOAD



ALLISON 1000 RDS  
TRANSMISSION



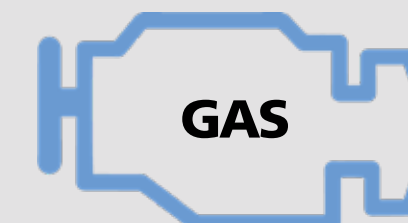


225/70R19.5G (14-pr)  
TIRES



38.6-GAL. IN-FRAME FUEL TANK

BRAKES  
VACUUM/HYDRAULIC  
WITH 4-CHANNEL ABS

Front Disc	Rear Disc
14.3 in.	13.7 in.



6.6L GMPT L8T (GEN V) 8-CYLINDER ENGINE  
350 HP @ 4,500 RPM  
425 LB-FT @ 3,800 RPM

**STANDARD CAB**

SEATING FOR UP TO 3

**CREW CAB**

SEATING FOR UP TO 7

# NRR


19,500 LBS. GVWR  
CLASS 5



25,500 lbs. GCWR  
TRUCK WEIGHT & TRAILER WEIGHT



12,954  
to  
13,611  
LBS.  
BODY PAYLOAD



ALLISON 1000 RDS  
TRANSMISSION

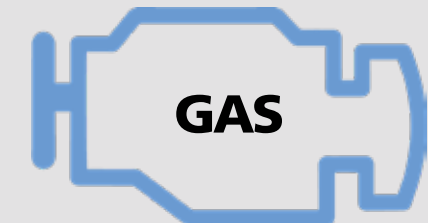



225/70R19.5G (14-pr)  
TIRES



38.6-GAL. IN-FRAME FUEL TANK

BRAKES  
VACUUM/HYDRAULIC  
WITH 4-CHANNEL ABS  
Front Disc 14.3 in. Rear Disc 13.7 in.



6.6L GMPT L8T (GEN V) 8-CYLINDER ENGINE  
350 HP @ 4,500 RPM  
425 LB-FT @ 3,800 RPM

**STANDARD CAB**

SEATING FOR UP TO 3

**CREW CAB**

SEATING FOR UP TO 7



## CLASS 3-4 STANDARD WARRANTY

### NEW VEHICLE LIMITED WARRANTY

Warranty Limitations: Time or Kilometrage, Whichever Comes First

New Truck Warranty	Time in Years	Vehicle Kilometers
Basic	3	60,000
Engine Transmission Drive Axle	5	120,000
Frame Rails	3 5*	60,000 Unlimited*
Cab Sheet Metal (Corrosion)	3	60,000
Cab Sheet Metal (Rust Through)	5	Unlimited
Roadside Assistance	3 5†	60,000 120,000†
Emission Warranty	Time in Years	Vehicle Kilometers
Emission Control Systems Warranty	5	80,000
GHG Emission Coverage	5	80,000
Tires	2	38,400

## CLASS 3-4 EXTENDED WARRANTY

60 MONTHS/240,000 KILOMETERS

(See Your Authorized Isuzu Dealer for Additional Extended Warranty Coverages)

### ENGINE

- All internally lubricated parts including, but not limited to, cylinder block, head, oil pan, thermostat housing, flywheel, intake manifolds
- Oil pump, pistons with rings, crankshaft and bearings, connecting rods and bearings, head bolts, cylinder head gasket, intake and exhaust valves, rocker arm assembly, camshaft actuator, camshaft, front and rear main seals

### DRIVE AXLE

Differential, axle shafts, all seals and bearings.

### TRANSMISSION

Transmission case and all internal parts.

### ROADSIDE ASSISTANCE

Roadside assistance and towing to the nearest dealer for covered repairs on the vehicle at no additional charge.

## CLASS 5 STANDARD WARRANTY

### NEW VEHICLE LIMITED WARRANTY

Warranty Limitations: Time or Kilometrage, Whichever Comes First

New Truck Warranty	Time in Years	Vehicle Kilometers
Basic	3	60,000
Engine Drive Axle	5	120,000
Transmission**	5	Unlimited
Frame Rails	3 5*	60,000 Unlimited*
Cab Sheet Metal (Corrosion)	3	60,000
Cab Sheet Metal (Rust Through)	5	Unlimited
Roadside Assistance	3 5†	60,000 120,000†
Emission Warranty	Time in Years	Vehicle Kilometers
Emission Control Systems Warranty	5	80,000
GHG Emission Coverage	5	80,000
Tires	2	38,400

## CLASS 5 EXTENDED WARRANTY

60 MONTHS/240,000 KILOMETERS

(See Your Authorized Isuzu Dealer for Additional Extended Warranty Coverages)

### ENGINE

- All internally lubricated parts including, but not limited to, cylinder block, head, oil pan, thermostat housing, flywheel, intake manifolds
- Oil pump, pistons with rings, crankshaft and bearings, connecting rods and bearings, head bolts, cylinder head gasket, intake and exhaust valves, rocker arm assembly, camshaft actuator, camshaft, front and rear main seals

### DRIVE AXLE

Differential, axle shafts, all seals and bearings.

### ROADSIDE ASSISTANCE

Roadside assistance and towing to the nearest dealer for covered repairs on the vehicle at no additional charge.

\*The transmission is not covered under this extended warranty. Allison may offer an extended transmission warranty. Please contact your local Allison distributor for more information.

\*After 3 years or 60,000 kilometers (whichever comes first), labor and parts coverage is 50% for up to 5 years.

†Tows related to powertrain issues may be covered for up to 5 years or 120,000 kilometers (whichever comes first).

The warranty coverages are determined by the kilometrage of the vehicle and the number of years from the delivery date. The warranty coverages are limited by whichever occurs first. Please see your authorized Isuzu dealer for warranty details.

\*After 3 years or 60,000 kilometers (whichever comes first), labor and parts coverage is 50% for up to 5 years.

†Tows related to powertrain issues may be covered for up to 5 years or 120,000 kilometers (whichever comes first).

\*\*The Allison automatic transmission is warranted separately by Allison Transmission. The warranty coverages are determined by the mileage of the vehicle and the number of years from the delivery date. The warranty coverages are limited by whichever occurs first. Please see your authorized Isuzu dealer for warranty details.

The warranty coverages are determined by the kilometrage of the vehicle and the number of years from the delivery date. The warranty coverages are limited by whichever occurs first. Please see your authorized Isuzu dealer for warranty details.

# ACCESSORIES



**POWER / HEATED MIRRORS**

Heated flat and convex mirrors with or without dual remote controls. Heated mirrors prevent fogging and ice collection with a quick push of a cab switch. For added convenience, available remote controls allow the driver to quickly adjust the angle of the mirrors.



**AIR DEFLECTOR**

To help maximize fuel efficiency, the custom-designed Isuzu air deflector directs air over the top and around the sides of the truck body to reduce drag.



**CHROME GRILLE**

Chrome-accented grille enhances styling.



**HIGH-VISIBILITY SEATBELTS**

High-visibility orange seatbelts provide quick visual verification that seat belts are being worn to conform with safety regulations. (Driver and right front passenger seats only.)



**AGM BATTERY**

(1) AGM 825 CCA – Absorbed Glass Mat Battery provides a sealed, maintenance-free battery solution.



**BACK-UP ALARM**

Alarm sounds when the vehicle is placed in reverse. Audible warning alerts any nearby people that the vehicle is backing up.



**MOBILEYE®**

This passive driver-assistance system provides alerts and warnings for enhanced safety. The system incorporates Forward Collision Warning, Pedestrian Collision Warning, Lane Departure Warning, and Headway Monitoring and Warning.



**SUSPENSION SEAT**

The adjustable suspension seat is designed to increase driver comfort and help reduce fatigue by dampening the impact of rough road surfaces. Not available on Crew Cab. (High-visibility seat belt sold separately.)



**SEAT COVERS**

Designed and tailored for a custom fit, these seat covers help reduce seat wear and tear to protect your investment while enhancing the look and feel of the cabin. Available on Standard and Crew Cab models.

## Other Optional Equipment:

- Spare Keys (2 additional keys)
- 102-in. Side Mirror Bracket
- Speed Limiting to 104 kph



## TOUCHSCREEN AUDIO SYSTEM

The Alpine iLX-407 is equipped with a convenient touchscreen display and provides 200 watts of sound. This versatile system works with Apple CarPlay® and Android Auto™ which give you access to a number of smartphone apps including navigation. It is also equipped with built-in Bluetooth®, SiriusXM connectivity (antennae and subscription required), an HDMI input, an HD Radio™ tuner, and more. A USB port and AUX input are also included.

A backup camera is also available with the system. When ordering the audio system, select this upgrade to enhance your driving experience and safety.



**KEYLESS ENTRY**

Conveniently locks and unlocks all cab doors at the push of a button. Two transmitters included.

# RELIABLE. PREDICTABLE. TRUSTWORTHY.

## QUALITY PROGRAMS



Call (866) 441-9659 – 24/7/365 – It is as simple as that when you're in need. Roadside Assistance is standard on all new Isuzu trucks. It covers tows, jump starts, lock outs, and fueling (owner is responsible for cost of fuel). Please see your authorized Isuzu dealer for details.



Specifically designed replacement parts developed for Isuzu trucks are approved for all warranty repairs and carry a one-year/unlimited mile warranty. See your Isuzu dealer for warranty details.



Isuzu FleetValue Parts are priced to compete with aftermarket parts—but have been engineered to meet Isuzu's stringent specifications and exacting standards for quality, performance, safety and reliability. And they carry a one-year, unlimited-mile warranty.



Preventive maintenance increases your operating efficiency and maximizes your fuel economy. This comprehensive program protects you against increasing labor and parts costs for up to five years. PSMP also guarantees you "Priority" treatment during your service visits and when roadside assistance is needed. And, any unused portion of your PSMP can be rolled into your next purchase, transferred to the truck's next owner, or refunded to you.

