

**FOR ADDITIONAL
INFORMATION ON ISUZU'S
FULL LINE OF LOW CAB
FORWARD TRUCKS
PLEASE VISIT**

**WWW.ISUZUTRUCK.CA
OR CALL (866) 441-9638**



**SCAN TO ACCESS A DIGITAL
COPY OF THE 2025 N-SERIES
DIESEL BROCHURE**

ISUZU

All photographs, illustrations, equipment, and technical data in this brochure are based on the latest information available at the time of publication. Isuzu Commercial Truck of Canada, Inc. reserves the right to make changes at any time, without notice, in prices, colors, materials, equipment, specifications, and models, and to discontinue models or equipment. Isuzu vehicles are assembled from component parts manufactured by Isuzu Motors Limited, its affiliated companies, and by independent suppliers who manufacture such components to Isuzu's exacting standards for quality, performance, and safety. Some vehicles are shown with optional equipment. Some equipment is dealer installed. Visit your authorized Isuzu dealer for warranty and other details. Facebook is a registered trademark of Meta. X is a trademark of X Corp. YouTube is a registered trademark of Google Inc. TikTok is a trademark of ByteDance Ltd. Instagram is a registered trademark of Meta. Neither Isuzu Commercial Truck of Canada, Inc. nor Isuzu Motors Limited are sponsored by or affiliated with these platforms. Android Auto is a trademark of Google LLC. Apple Carplay is a registered trademark of Apple Inc. Bluetooth is a registered trademark of Bluetooth SIG, Inc. SiriusXM is a trademark of Sirius XM Radio Inc. HD Radio is a registered trademark of iBiquity. FleetValue is a registered trademark of Isuzu Commercial Truck of America, Inc. Copyright © 2024 Isuzu Commercial Truck of Canada, Inc.

ISUZU



2025 N-SERIES DIESEL

INTRODUCING THE NEW GENERATION OF THE TRUCKS YOU TRUST

Isuzu has been the best-selling low cab forward truck in the combined US and Canadian markets. Why? It's more than just legendary durability, remarkable performance, and surprisingly low cost of ownership.

Much of the reason for Isuzu trucks' sustained popularity is commitment to constant improvement, which has led to this moment:

The introduction of the 2025 Isuzu N-Series diesel trucks. The trucks that made Isuzu famous reimagined, to be the best Isuzu diesel-powered trucks ever.

Redesigned exterior that's as practical as it is bold. The new cab proudly displays the new Isuzu "World Cross Flow" design, which includes a striking new grille that's more aerodynamic ... an all-new headlamp assembly incorporating more energy-efficient LEDs ... a new bumper design that reduces repair costs ... front wheel hubs that are now maintenance-free ... and stronger frame.

An interior designed to increase comfort, reduce driver fatigue, and enhance safety. Steering wheel, seats, Multi-Information Display, everything from the cupholders to the accelerator pedal have been redesigned for the ultimate in ergonomics. And the optional Advanced Driver Assistance System package now includes Full-Range Adaptive Cruise Control, Following Distance Warning, Mis-Acceleration Mitigation and more.

All of this without compromising Isuzu trucks' hallmark features that have made them a favorite for almost two decades.

A Range of Choices: Standard Cab or Crew Cab ... wheelbases from 109 to 212 inches ... GVWRs from 14,500 to 19,500 pounds ... the choice is yours.

Low Cab Forward Design: Visibility, maneuverability, and capability that no conventional cab can match.

Durability: Every Isuzu N-Series diesel engine carries a B10 durability rating of 600,000 kilometers.

Low Cost of Ownership: Selected N-Series diesel trucks come with two years or 96,000 kilometers of oil coverage. Every N-Series diesel-powered truck gives you access to a complimentary Vehicle Health Report that details your truck's performance. And Isuzu's available Priority Service Maintenance Program lets you pay in advance for your maintenance needs—allowing you to budget your maintenance.



Peace of Mind: Isuzu N-Series diesel-powered trucks are backed with warranties that demonstrate our belief in our product, and our extended warranties can help you protect your investment for up to five years or 400,000 kilometers.

We invite you to discover how Isuzu's passion for improvement has made the 2025 N-Series diesel trucks better than ever—and why now, more than ever, Isuzu trucks are the trucks you trust for the work you do.



THE NEW FACE OF ISUZU

The first thing you'll notice about the 2025 N-Series diesel truck is its all-new exterior design. This is not styling just for the sake of styling—this is a cab that has been engineered to be safer and more efficient than ever.

"World Cross Flow". This is the new global Isuzu brand design language and it speaks volumes on the 2025 Isuzu N-Series diesel trucks. Designers created a look that would cheat the wind while maintaining an unmistakable Isuzu identity.

- As the quietest and most efficient Isuzu cab ever, the enhanced aerodynamics allow better air flow around the cab and keep the sound to a whisper.
- The striking new grille continues the "smile" theme of previous generations while maintaining its bold styling.
- The new front bumper design improves cooling performance and reduces repair costs.
- The refined corner panels create aerodynamic efficiency without compromising a wide 85-degree door opening.

Your guiding lights. The all-new headlamp assembly employs LED clearance lights, turn signals, high and low beams, and daytime running lights. Thanks to the ingenuity of Isuzu engineers, this new lamp design lights a larger area to provide better visibility of the road ahead. And if mud, snow, ice, or other debris should cover the headlamp, the driver can conveniently activate the new pop-up headlamp washers.



To add to the convenience and safety, automatic headlamps are now standard on all N-Series diesel trucks. When the headlamps are set in the “Auto” position, you won’t have to worry about forgetting to turn the lamps on—or off—again. An ambient light sensor detects light levels outside the truck. When it detects a low light level, the headlamps will automatically illuminate—along with the various vehicle running lights.

The LCF advantage. One thing hasn’t changed. Since the introduction of the Elf light-duty low cab forward truck 65 years ago in Japan, the Isuzu low cab forward design has become legendary for its outstanding visibility and maneuverability. These two advantages alone make Isuzu trucks easier and safer to drive.

With two cab options, you have the choice of seating up to 7 passengers. Six wheelbases give you flexibility to build a body up to 24 feet in length. Isuzu trucks simply give you more choices, more driver benefits, and less hassle when navigating the road ahead.

An innovative and stronger frame. The new N-Series diesel’s frame is crafted of HT540 hot-rolled steel. This high-tensile-strength steel provides a taller frame rail and a more rigid frame. The result? A frame with increased strength. And strength has always been one of Isuzu’s . . . strengths.

In short, the new cab on the N-Series diesel truck isn’t simply better looking. It’s simply better.







THE INSIDE STORY

The new Isuzu N-Series diesel cab's refinement flows into the interior where the driver and passengers are greeted with a new level of comfort. A practical, user-friendly, comfortable and safe cab means less driver fatigue and greater productivity—and that translates into more profitability for your business.

Our wheels are always turning. The steering wheel's position and angle have been changed to provide a better fit for a wider variety of drivers. Its smaller diameter means easier handling. And now, steering-wheel mounted controls for the Multi-Information Display (MID), audio system, cruise control, hands-free phone calling and more are at your fingertips.



An MID that's anything but middle-of-the-road. A new seven-inch color Multi-Information Display is standard equipment on every 2025 N-Series diesel truck, and it's home to an astonishing assortment of gauges and functions: warning lights, status of driver-assistance features, time and temperature, odometer, fuel level, shift position, and so much more. This MID has been designed to minimize eye movements so that it maximizes driver comfort and safety. And it's not just multi-information—it's multi-lingual, fluent in English, French, and Spanish.

A new pedal meets the metal. The pedal layout has been engineered to reduce fatigue when switching between the accelerator and brake pedal.

Climate control that's easy to control. New electronic climate controls make operation easy and intuitive. And when the climate on the outside turns wet, drivers will appreciate the new variable intermittent windshield wipers.

Settle in and be comfortable. The driver and passengers are sure to enjoy the comfort of the new seat design. First, you'll notice the new urethane seat cushions and upholstery. To further enhance the comfort, the driver's seat back is 30 millimeters higher than prior N-Series seats to accommodate taller drivers, while the driver and outboard passenger's hip points have been lowered 10 millimeters for a better seating position. To reduce fatigue, the driver's seat now features an armrest.

And, when you're thirsty, you'll enjoy the convenience of four cupholders that will easily accommodate 500ml-size water bottles.



But wait, there's more.

Other interior enhancements:

- Brighter LED interior lighting that lasts longer
- Larger overhead console for more storage
- New card holder clip for additional functionality
- A newly designed passenger tray with quick and easy access to large items like the owner's manual

The only problem with the new N-Series diesel cab is that, once the driver and passengers get in ... they may not want to get out.



SAFETY IS AS SAFETY DOES

The 2025 Isuzu N-Series diesel offers a wide range of standard and optional safety features.

Standard driver and outboard passenger SRS frontal airbags. Now, driver and outboard passenger SRS frontal airbags are standard on every 2025 Isuzu N-Series diesel truck.

Remember, airbags provide supplemental protection and are designed to work in combination with seatbelts.

Standard four-wheel-disc braking technology. Four-wheel disc braking enhances stopping performance while improving pedal feel compared to a front disc/rear drum set-up. The discs are part of the Isuzu Vacuum + Power Assist Brake System with anti-locking braking (ABS). At the limit point of normal vacuum assist, a hydraulic unit will provide additional line pressure.

Standard Electronic Stability Control (ESC) and Anti-Slip Regulation (ASR). ESC monitors the truck's steering wheel angle, individual wheel rotation speed, lateral G forces, and more. When the system senses that the driver is at risk of losing control of the vehicle, it activates an on-dash warning light and automatically reduces engine output and applies braking pressure as needed to help the driver maintain the truck's stability.

ESC works in tandem with ASR, an advanced traction-control system that provides tire grip when the truck is on loose or wet surfaces.

And for the ultimate in peace of mind, every 2025 N-Series diesel truck can be equipped with Isuzu's newly enhanced optional Advanced Driver Assistance System (ADAS).



OPTIONAL ADVANCED DRIVER ASSISTANCE SYSTEM SAFETY PACKAGE

LANE DEPARTURE WARNING SYSTEM (LDWS)

- Operates at speeds of approximately 60 kilometers per hour and above
- Recognizes the lines on road ahead to determine if vehicle strays too far from road's center
- Visual and audible alerts on MID
- Two sensitivity levels

AUTOMATIC EMERGENCY BRAKING SYSTEM (AEBS)

- Monitors road ahead for obstacles such as pedestrians, cyclists, other vehicles
- Warns the driver of such obstacles with visual and audible alerts on MID
- If necessary, will automatically apply braking force to reduce vehicle speed
- Operates at speeds of approximately 10 kilometers per hour or higher

FOLLOWING DISTANCE WARNING

- Notifies driver when front of Isuzu truck is within a certain distance of vehicle ahead
- Distance is adjustable by driver
- Visual and audible alerts on MID

FORWARD VEHICLE START NOTIFICATION

- From a stop, notifies driver when the vehicle in front of the Isuzu truck has moved forward a certain distance (at a traffic light or stop sign, for example)
- Visual and audible alerts on MID

MIS-ACCELERATION MITIGATION

- When starting from a stop and, an obstacle in front of the Isuzu truck is detected, engine output will be restricted if the accelerator is depressed more than necessary
- Helps prevent or lessen the severity of accidents caused by mistaken accelerator pedal depression
- Operates when Isuzu truck is parked or operating at 10 kilometers per hour or slower

FULL-RANGE ADAPTIVE CRUISE CONTROL

- Allows driver to set both a desired speed and a desired following distance from the vehicle ahead
- If the vehicle ahead slows down, the system will automatically slow the Isuzu truck to maintain pre-set following distance
- System will then accelerate the Isuzu truck to the originally set speed once vehicle ahead speeds up or the lane is clear
- System can bring the Isuzu truck to a complete stop. If it does, the Isuzu truck will return to its originally set speed only after the driver depresses the accelerator.







N-SERIES DIESEL HIGHLIGHTS



DURABLE AND POWERFUL DRIVETRAIN

The legendary Isuzu 4HK1-TC 5.2-liter turbocharged, intercooled four-cylinder diesel engine is both powerful and efficient. This powerplant produces 215 horsepower and 452 lbs.-ft. of torque, and is mated to the Aisin 465id six-speed automatic transmission that has been specially engineered to work in tandem with the engine and rear axle to provide optimal performance, excellent fuel economy and smooth shifting.



THREE-ZONE FRONT FASCIA

Each section serves a different purpose. **User Utility Zone** can be used to display your company logo or other messaging. **Brand Expression Zone** emphasizes the Isuzu new "World Cross Flow" brand identity. **Functional Zone** includes engine air intake for better cooling.



I-MACS PLATFORM

The 2025 N-Series diesel truck represents the first application of the Isuzu new Modular Architecture and Component Standard (I-MACS) to an internal combustion engine truck in this market. The I-MACS platform employs a new chassis layout and electric architecture and has been especially designed for flexibility, allowing a combination of various components and devices to be used with future technologies.



FRAME

The new frame is crafted of HT540 hot-rolled steel. This high-tensile-strength steel provides a taller frame rail and a more rigid frame.




LED LIGHTING

LED turn signals, daytime running lights, high and low beams, and fog lamps improve safety and styling. With brighter illumination, drivers have better visibility in nighttime conditions and their trucks are more easily seen by pedestrians and oncoming traffic.



INSTRUMENT PANEL

The instrument panel has been thoughtfully redesigned with switches placed into one of four areas—a convenient function area, an advanced safety device switch area, an area for truck-specific equipment-related switches, and an additional bodywork switch area.



STAINLESS STEEL FUEL TANK

The 30-gallon stainless steel fuel tank adds to the quality and durability of N-Series diesel trucks. The stainless steel fuel tank is rust resistant and includes both a fuel supply port and a fuel return to easily connect equipment like refrigeration units.

NPR-HD

CLASS 4



STANDARD CAB



CREW CAB

GVWR
14,500 lb.

GCWR
20,500 lb.

PAYLOADS
7,725- 8,470 lb.

5.2L i4 TURBOCHARGED
215 HP / 452LB-FT TORQUE

6 SPEED
AUTOMATIC
TRANSMISSION

NPR-XD

CLASS 4



STANDARD CAB



CREW CAB

GVWR
16,000 lb.

GCWR
22,000 lb.

PAYLOADS
8,831- 9,576 lb.

5.2L i4 TURBOCHARGED
215 HP / 452LB-FT TORQUE

6 SPEED
AUTOMATIC
TRANSMISSION

NRR DERATE

CLASS 5



STANDARD CAB



CREW CAB

GVWR
17,950 lb.

GCWR
23,950 lb.

PAYLOADS
10,659- 11,420 lb.

5.2L i4 TURBOCHARGED
215 HP / 452LB-FT TORQUE

6 SPEED
AUTOMATIC
TRANSMISSION

NRR

CLASS 5



STANDARD CAB



CREW CAB

GVWR
19,500 lb.

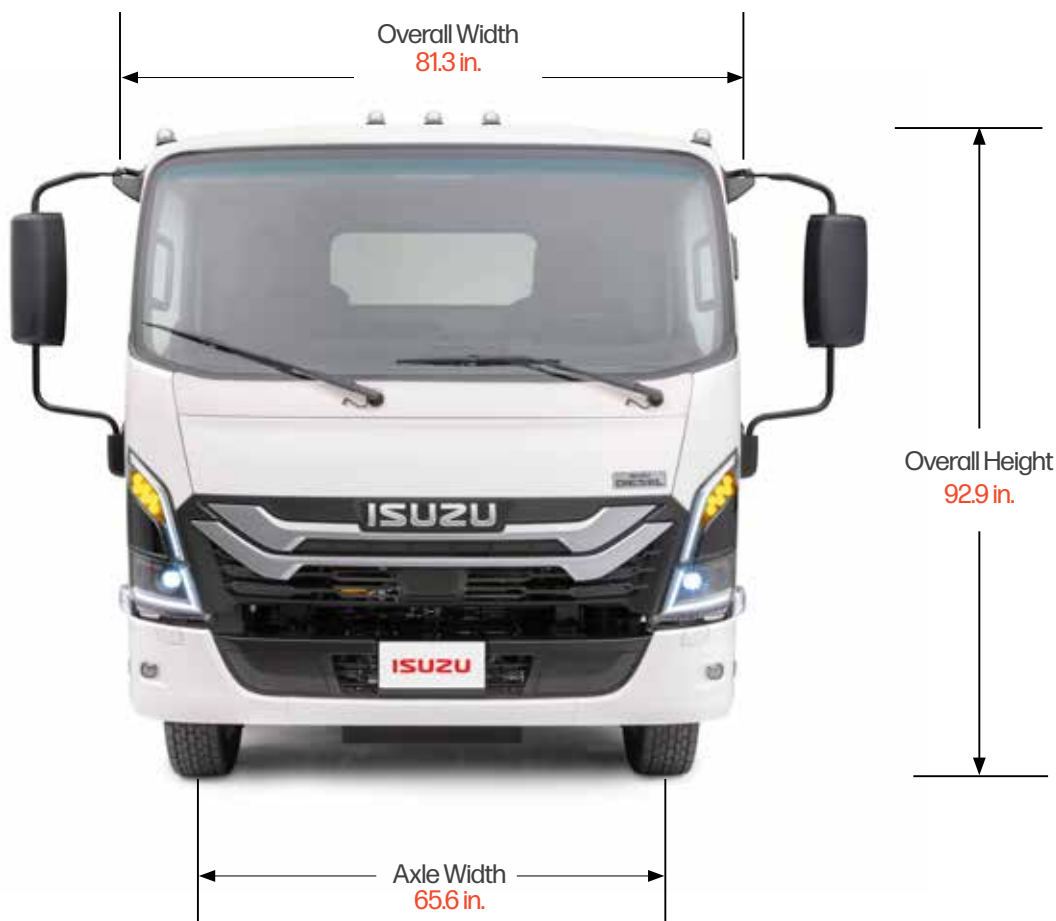
GCWR
25,500 lb.

PAYLOADS
12,209- 12,970 lb.

5.2L i4 TURBOCHARGED
215 HP / 452LB-FT TORQUE

6 SPEED
AUTOMATIC
TRANSMISSION

DIMENSIONS & CAPACITIES



STANDARD CAB

	NPR-HD		NPR-XD		NRR DERATE*		NRR	
Wheelbase (in.)	Curb Weight (lbs.)	Body Payload (lbs.)	Curb Weight (lbs.)	Body Payload (lbs.)	Curb Weight (lbs.)	Body Payload (lbs.)	Curb Weight (lbs.)	Body Payload (lbs.)
109.0	6,030	8,470	6,424	9,576	6,530	11,420	6,530	12,970
132.5	6,100	8,400	6,497	9,503	6,612	11,338	6,612	12,888
150.0	6,133	8,367	6,528	9,472	6,632	11,318	6,632	12,868
176.0	6,173	8,327	6,570	9,430	6,679	11,271	6,679	12,821

CREW CAB

150.0	6,724	7,776	7,121	8,879	7,240	10,710	7,240	12,260
176.0	6,775	7,725	7,169	8,831	7,291	10,659	7,291	12,209

*NRR Derate is a PIO option.

Curb weights display minimum weight.

Payload weights display maximum weight.

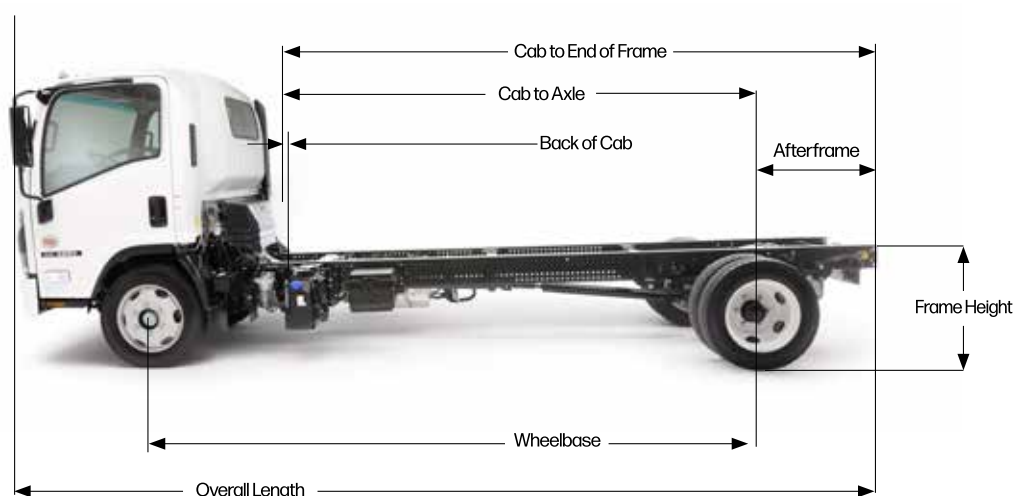
STANDARD CAB

Wheelbase (in.)	Cab to Axle (in.)	Cab to End of Frame (in.)	Back of Cab (in.)	Body Length (ft.)
109.0	86.5	129.6	7.7	10-12
132.5	110.0	153.1	7.7	12-14
150.0	127.5	170.6	7.7	16-18
176.0	153.5	196.6	7.7	18-20
200.0†	177.5	220.6	7.7	22
212.0†	189.5	232.6	7.7	24

CREW CAB

150.0	88.5	131.6	5.3	12
176.0	114.5	157.6	5.3	16

† NRR only



Wheelbase (in.)	OAL (in.)	OAHD (in.)**	OAW (in.)
109.0	195.7	92.9	81.3
132.5	219.2	92.9	81.3
150.0	236.7	92.9	81.3
176.0	262.7	92.9	81.3
200.0†	286.7	92.9	81.3
212.0†	298.7	92.9	81.3

CREW CAB

150.0	236.7	92.9	81.3
176.0	262.7	92.9	81.3

Frame Height

NPR-HD	31.6
NPR-XD & NRR	33.5

Frame Rail Width

Standard Cab	33.5
Crew Cab	33.5

Afterframe

Standard Cab	43.1
Crew Cab	43.1

† NRR only **NPR-HD is 91.3 in.

STANDARD WARRANTY

NEW VEHICLE LIMITED WARRANTY

Warranty Limitations: Time or Kilometrage, Whichever occurs first

New Truck Warranty	Time in Years	Vehicle Kilometers
Basic	3	Unlimited
Engine - Isuzu	3	Unlimited
Transmission - Aisin A465ID Drive Axle Driveshaft Front Axle I Beam Crossmembers Flywheel Housing	3	Unlimited
Frame Rails	3 5*	Unlimited Unlimited*
Corrosion (Rust Through)	4	Unlimited
Roadside Assistance	3	Unlimited
Emission Warranty	Time in Years	Vehicle Kilometers
Emission Component	5	177,000
GHG Emission	5	80,000
Tire	2	38,400

*After 3 years labor and parts coverage is 50% for up to 5 years.

The warranty coverages are determined by the kilometrage of the vehicle and the number of years from the delivery date. The warranty coverages are limited by whichever occurs first. Please see your authorized Isuzu dealer for warranty details.

EXTENDED WARRANTY

60 MONTHS / 280,000 KILOMETERS

(See Your Authorized Isuzu Dealer for Additional Extended Warranty Coverages)



ENGINE

All internally lubricated parts including, but not limited to, cylinder block, cylinder head, oil pan, oil cooler, thermostat housing, flywheel, intake manifolds, and the following internal parts: timing gear, front and main seals, oil pump, pistons with rings, liners, crankshaft and bearings, connecting rods and bearings, head bolts, cylinder head gasket, intake and exhaust valves, rocker arm assembly, camshaft and bearings.

DRIVE AXLE

Differential, axle shafts, all seals and bearings

TRANSMISSION

Transmission case and all internal parts

ROADSIDE ASSISTANCE

Roadside assistance and towing to the nearest dealer for covered repairs on the vehicle at no additional charge

THE SUPPORT YOU DESERVE FOR THE TRUCKS YOU TRUST



Call (866) 441-9659 – 24/7/365 – It is as simple as that when you're in need. Roadside Assistance is standard on all new Isuzu trucks. It covers tows, jump starts, lock outs, and fueling (owner is responsible for cost of fuel). Please see an authorized Isuzu dealer for details.



Specifically designed replacement parts developed for Isuzu trucks are approved for all warranty repairs and carry a one-year/unlimited-mile warranty. See an Isuzu dealer for warranty details.





Preventive maintenance increases your operating efficiency and maximizes your fuel economy. This comprehensive program protects you against increasing labor and parts costs for up to five years. PSMP also guarantees you “Priority” treatment during your service visits and when roadside assistance is needed. And, any unused portion of your PSMP can be rolled into your next purchase, transferred to the truck’s next owner, or refunded to you.



Isuzu FleetValue Parts are priced to compete with aftermarket parts—but have been engineered to meet Isuzu’s stringent specifications and exacting standards for quality, performance, safety, and reliability. And they carry a one-year, unlimited-mile warranty.

