




**FOR ADDITIONAL INFORMATION ON
ISUZU'S FULL LINE OF LOW CAB FORWARD TRUCKS
PLEASE VISIT**

WWW.ISUZUTRUCK.CA OR CALL (866) 441-9638



All photographs, illustrations, equipment and technical data in this brochure are based on the latest information available at the time of publication. Isuzu Commercial Truck of Canada, Inc. reserves the right to make changes at any time, without notice, in prices, colors, materials, equipment, specifications and models and to discontinue models or equipment. Isuzu vehicles are assembled from component parts manufactured by Isuzu Motors Limited, its affiliated companies and by independent suppliers who manufacture such components to Isuzu's exacting standards for quality, performance and safety. Some vehicles are shown with optional equipment. Some equipment is dealer installed. Visit your authorized Isuzu dealer for warranty and other details. NPR and NPR-HD are trademarks of Isuzu Motors Limited. Android is a trademark of Google LLC. Apple Carplay is a registered trademark of Apple Inc. Mobileye is a trademark of Mobileye. Facebook is a registered trademark of Facebook, Inc. Instagram is a registered trademark of Instagram, LLC. Twitter is a registered trademark of Twitter, Inc. YouTube is a registered trademark of Google Inc. Neither Isuzu Commercial Truck of Canada, Inc. nor Isuzu Motors Limited are sponsored by or affiliated with these platforms. Copyright © 2020 Isuzu Commercial Truck of Canada, Inc.

TM

N-SERIES GAS



MORE THAN A CHASSIS

"Isuzu" translates as "fifty bells pealing in harmony and celebration to form one unified sound."

Harmony is what we strive for with our customers. The medium duty segment offers customers a number of options to choose from, but when they choose Isuzu it means something more to us. We are *more than a chassis* and we aim to show that to each of our customers.

Sure, Isuzu's legendary reliability is a testament to how well built our trucks are. They are put to the test every day from the harsh environments of construction to the stop-n-go of home delivery. And at every turn, we are there to support our customers with robust warranties,

quality parts and excellent maintenance at more than 30 authorized Isuzu dealerships and service facilities.

Isuzu has been the best-selling low cab forward truck in the combined U.S. and Canadian market every year since 1986.

That wouldn't be possible if our customers bought one Isuzu truck and then switched to another brand. But they don't. They come back, year after year, truck after truck. Decades of world-class performance and millions of kilometers of reliability have made Isuzu a leader in the medium duty segment.

We are *more than a chassis* to hundreds of thousands of owner-operators and fleet managers who can attest to the great performance of Isuzu trucks and to our brand support. There isn't just one compelling reason to choose Isuzu but many reasons. Owning an Isuzu truck is just the beginning of a relationship – we aim to prove that Isuzu trucks are *more than a chassis*.





**THE LEADER IN LOW CAB
FORWARD TRUCKS**

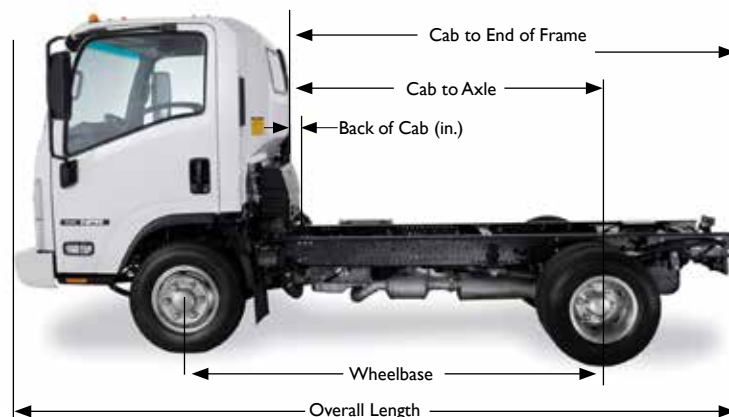
LESS IS MORE. MORE IS BEST.

The Isuzu low cab forward (LCF) design is known for providing outstanding visibility and maneuverability. These two advantages alone make Isuzu trucks easier and safer to drive. Our multiple wheelbases give N-Series customers a choice of body sizes up to 20 feet in length -- giving you **more** choices, **more** driver benefits and **less** hassle when navigating the road ahead. **Less is more and more is best.**

EFFICIENT OVERALL LENGTH

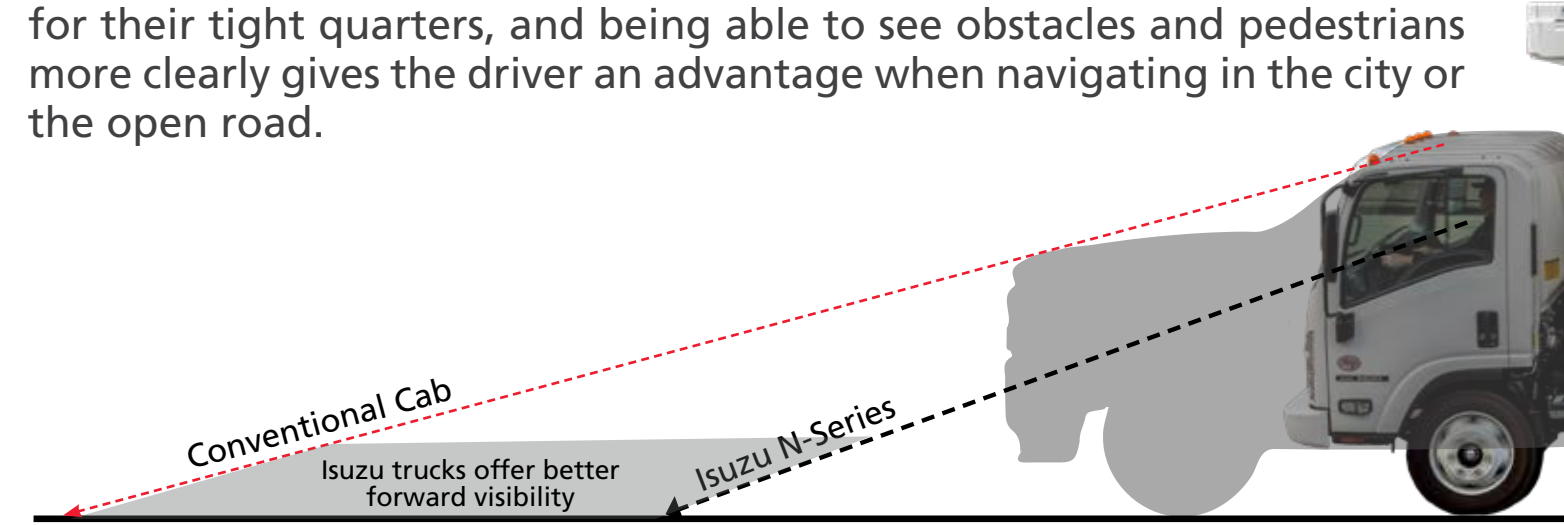
Conventional cabs are longer in order to accommodate a forward-mounted engine. In contrast, Isuzu LCF cabs are positioned above the engine with **less** forward mass. This efficient design gives LCF owners **more** Cab to Axle (CA) space compared to conventional cabs with equivalent wheelbases, allowing:

- Up to 2-ft. longer bodies to accommodate **more** cargo
- Body sizes from 10 to 20-ft. in length. This versatility gives you **more** choices when upfitting your next N-Series truck
- **More** maneuverability. When equal body sizes are mounted on a traditional and an LCF truck, the LCF truck has a shorter overall vehicle length providing **more** maneuverability with equal cargo loads



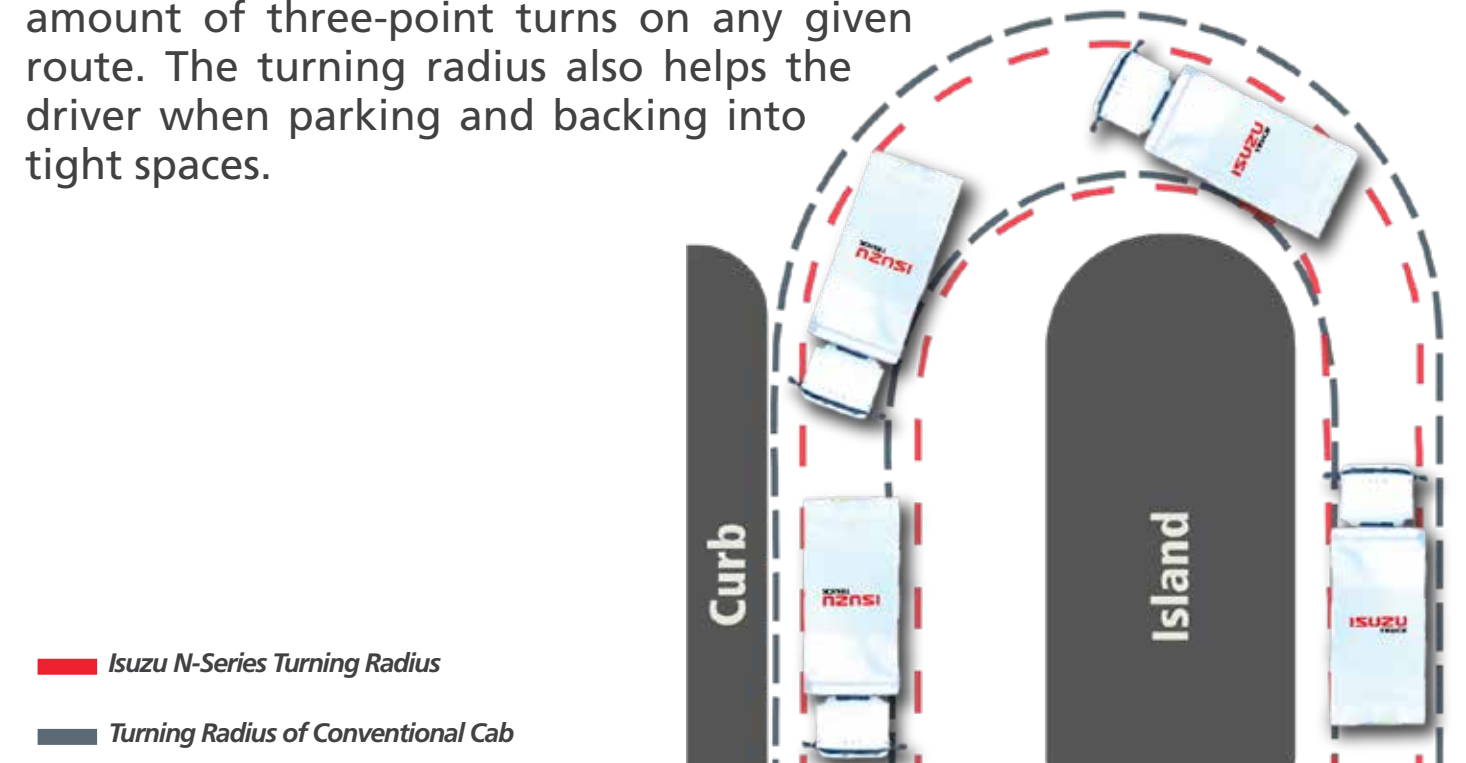
MORE VISIBILITY

Less mass in front of the cab gives the driver and passengers **more** visibility compared to traditional cabs. This not only helps to make driving an Isuzu truck easier, but also helps to enhance safety. Urban areas are known for their tight quarters, and being able to see obstacles and pedestrians more clearly gives the driver an advantage when navigating in the city or the open road.



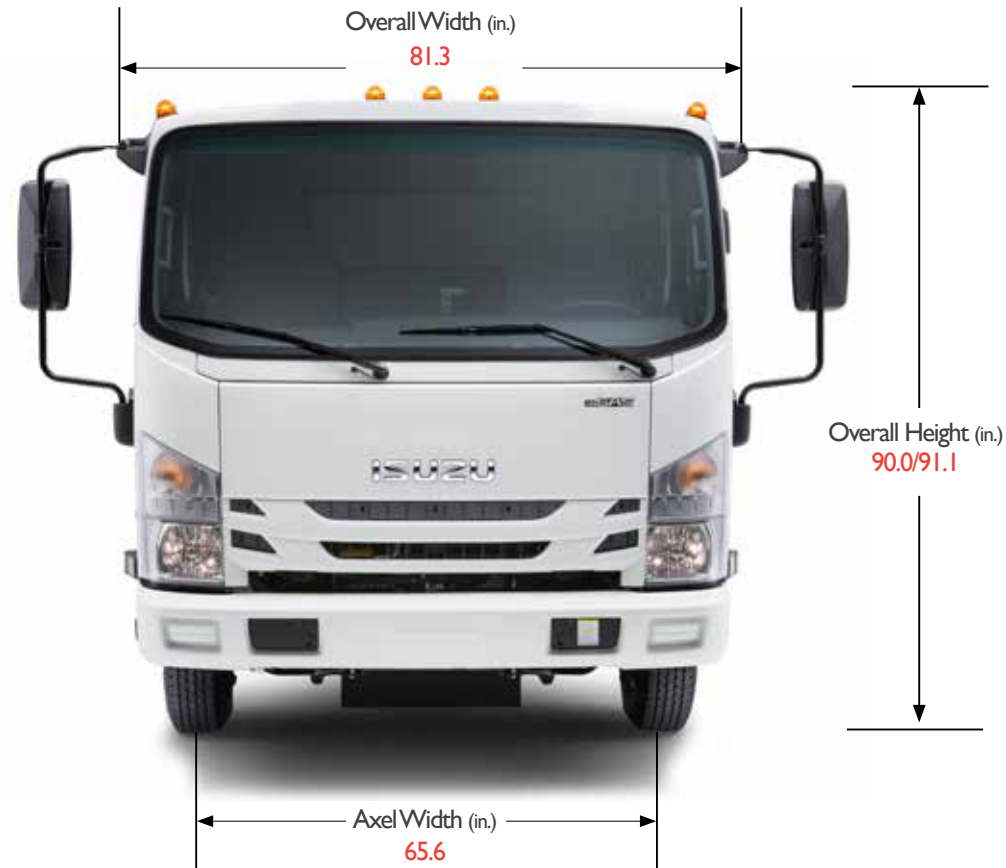
3-POINTERS ARE GOOD FOR BASKETBALL, NOT SO MUCH IN TRUCKING

Fewer three-point turns saves time and time is money. **More** time, **more** money. Isuzu trucks have a class-leading turning radius which reduces the amount of three-point turns on any given route. The turning radius also helps the driver when parking and backing into tight spaces.



N-SERIES DIMENSIONS

AND CAPACITIES



STANDARD CAB				
	NPR		NPR-HD	
Wheelbase (in.)	Curb Weight (lbs.)	Body Payload (lbs.)	Curb Weight (lbs.)	Body Payload (lbs.)
109.0	5,022	6,978	5,326	9,174
132.5	5,115	6,885	5,418	9,082
150.0	5,159	6,841	5,463	9,037
176.0	5,218	6,782	5,523	8,977
CREW CAB				
150.0	5,692	6,308	5,997	8,503
176.0	5,754	6,246	6,058	8,442

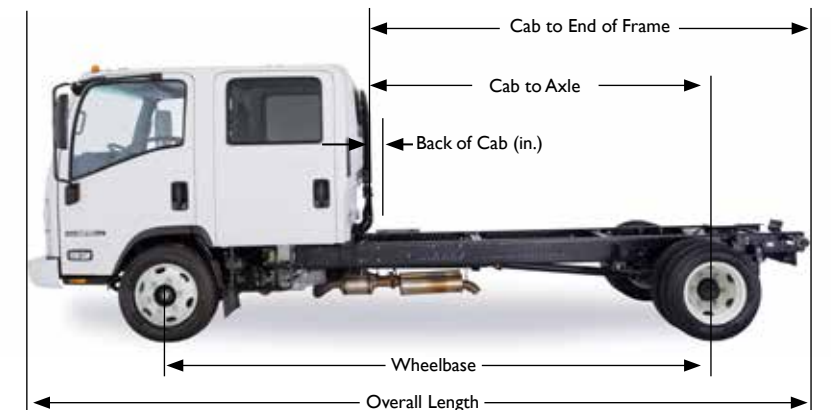
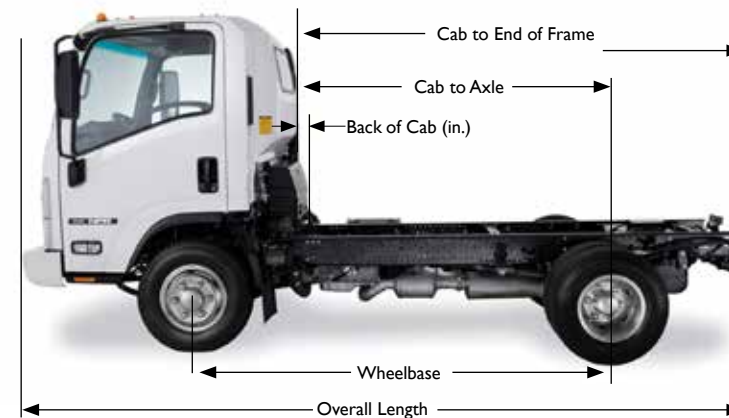
2020 ISUZU N-SERIES

STANDARD CAB

Wheelbase (in.)	Cab to Axle (in.)	Cab to End of Frame (in.)	Back of Cab (in.)	Overall Length (in.)	Body Length (ft.)
109.0	86.5	129.6	6.5	200.5	10-12
132.5	110.0	153.1	6.5	224.0	12-14
150.0	127.5	170.6	6.5	241.5	16-18
176.0	153.5	196.6	6.5	267.5	18-20

CREW CAB

150.0	88.5	131.6	5.0	241.5	12
176.0	114.5	157.6	5.0	267.5	16

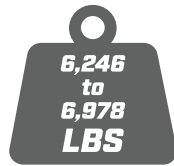




STANDARD CAB
SEATING FOR UP TO 3



18,000 lbs.
GCWR



6,246 to 6,978 LBS
BODY PAYLOAD



GAS
6.0L V8
297 HP GROSS @ 4300 RPM
372 LB.-FT. GROSS TORQUE @ 4000 RPM



30-GAL IN-FRAME FUEL TANK



6-SPEED AUTOMATIC



215/85R16E (10-pr)



CREW CAB
SEATING FOR UP TO 7

VACUUM/HYDRAULIC W/4-CHANNEL ABS

Front Disc 11.5-in.

Rear Drum 12.6-in.



NPR-HD

14,500 LBS. GVWR
CLASS 4



STANDARD CAB
SEATING FOR UP TO 3



20,500 lbs.
GCWR



8,442
to
9,174
LBS
BODY PAYLOAD



6.0L V8
297 HP GROSS @ 4300 RPM
372 LB.-FT. GROSS TORQUE @ 4000 RPM



30-GAL IN-FRAME
FUEL TANK



6-SPEED AUTOMATIC



225/70R19.5F/G (12/14-pr)



CREW CAB
SEATING FOR UP TO 7

VACUUM/HYDRAULIC
W/4-CHANNEL ABS

Front Disc
11.5-in.

Rear Drum
12.6-in.





MORE THAN A CHASSIS

ACCESSORIES AND OPTIONS



KEYLESS ENTRY

Conveniently locks and unlocks all cab doors at the push of a button. Two transmitters included.



TOUCHSCREEN AUDIO SYSTEM

The Alpine iLX-207 is equipped with a convenient touchscreen display and provides 200 watts of sound. This versatile system works with Apple CarPlay® and Android Auto which gives you access to a number of your smartphone's apps including navigation. It is also equipped with built-in Bluetooth®, SiriusXM connectivity (antennae and subscription required), an HDMI input, an HD Radio™ tuner and more. A USB port and AUX input are also included.

A backup camera is also available with the system. When ordering the audio system, select this upgrade to enhance your driving experience and safety. The camera is reverse-linked and projects an image with guidelines on the display



HEATED MIRRORS

Heated flat and convex mirrors or heated flat and convex mirrors with optional dual remote controls. Heated flat and convex mirrors prevent fogging and ice collection with a quick push of a cab switch. For added convenience, available remote controls allow the driver to quickly adjust the angle of either the flat or convex mirror.



AIR DEFLECTOR

To help maximize fuel efficiency, the custom-designed Isuzu Air Deflector directs air over the top and around the sides of body to reduce drag.



CHROME GRILLE

Enhances styling with a chrome-accented grille.



MOBILEYE

This passive safety system provides alerts and warnings for enhanced safety. The system incorporates Forward Collision Warning, Pedestrian Collision Warning, Lane Departure Warning and Headway Monitoring and Warning.



SEAT COVERS

Designed and tailored for a custom fit, these seat covers help reduce seat wear and tear to protect your investment while enhancing the look and feel of the cabin. Available on Standard and Crew Cab models.



SUSPENSION SEAT

Designed to increase driver's comfort and help reduce fatigue, the suspension seat dampens the impact of rough road surfaces and can be adjusted for personalized settings. Not available on Crew Cab.



HIGH VISIBILITY RED SEATBELTS

Red seatbelts provide quick visual verification that seat belts are being worn to conform with safety regulations.

Other Optional Items:

- Spare Keys (2 additional keys)
- Backup Alarm
- 102-in. Side Mirror Bracket
- Speed Limiting to 105 km/h



QUALITY PROGRAMS

RELIABLE. PREDICTABLE. TRUSTWORTHY.

What do Isuzu trucks have that others don't? It's not just multiple wheel choices, chrome grilles and the latest bells and whistles. It's more than that. The best low cab forward truck is backed by unrivaled product and customer support, a best-in-class warranty and a low cost of ownership. It's the intangibles and so much more. Our customers' loyalty is due to our quality product and the support we back it with.



Your truck's maintenance is vital to keeping it on the road and performing its best. That is why every new Isuzu gas truck comes with a complimentary oil coverage plan. It is more than just an oil and filter change every 12,000

kilometers. This maintenance plan covers lubricating the chassis, replacing the engine fuel filter and checking your tire pressure. This plan covers your truck for two years or 48,000 kilometers, whichever comes first.



Preventive maintenance increases your operating efficiency and maximizes your fuel economy.

This comprehensive program protects you against increasing labor and parts costs for three to six years. PSMP also guarantees you "Priority" treatment during your service visits and when roadside assistance is needed. And any unused portion of your PSMP can be rolled into your next purchase, transferred to the next owner, or refunded to you.



Protecting your investment beyond the standard warranty assures you a high level of protection against costly repairs. This optional limited warranty covers you for up to five years or 160,000 kilometers, whichever comes first, and extends Roadside Assistance for duration of the warranty.



Warranty coverages are determined by the mileage of the vehicle and the number of years from the delivery date. See your authorized Isuzu dealer for warranty details.

Call 866.441.9659 – 24/7/365 – It is as simple as that when you are in need. Roadside Assistance is standard for the first three years (unlimited kilometers) on Isuzu gas trucks. It covers tows, jump starts, lock outs and fueling (owner is responsible for cost of fuel).



Specifically-designed replacement parts developed for Isuzu trucks. They are approved for all warranty repairs and carry a one-year unlimited kilometer warranty.



Isuzu FleetValue Parts are designed to provide a low cost of ownership, safe operation of your truck and superior quality. We ensure that FleetValue Parts meet OEM standards and back them with a one-year unlimited mile warranty.

