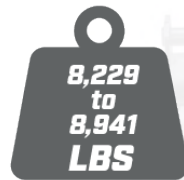


# NPR-HD

14,500 LBS. GVWR  
CLASS 4



8,229  
to  
8,941  
LBS

BODY PAYLOAD



20,500 lbs. GCWR  
TRUCK WEIGHT & TRAILER WEIGHT




6.6L GMPT L8T (GEN V)  
8-CYLINDER ENGINE



38.6 GAL IN-FRAME  
FUEL TANK



6-SPEED  
AUTOMATIC TRANSMISSION




225/70R-19.5G (14-pr)  
TIRES

BRAKES  
VACUUM/HYDRAULIC  
W/4-CHANNEL ABS

Front Disc  
14.3-in.

Rear Drum  
12.6-in.



**STANDARD CAB** / **CREW CAB**  
SEATING FOR UP TO 3 / SEATING FOR UP TO 7